

# Star Wars lessons using the Chrome Music Lab Songmaker



## Introduction

May The Fourth be with you! Here's a free Star Wars music tech lesson you can use with your students.

This lesson uses the free Songmaker which is part of the Chrome Music Lab. The Songmaker allows students to click on a grid to add melodic or rhythmic sounds. Press the play button to hear your creation.

In these Star Wars lessons, students will create their own version of the main Star Wars Theme by John Williams, using the Chrome Music Lab Songmaker.

There are multiple levels:

- Padawan (two options) - suitable for beginners and young/elementary students
- Jedi Knight - good for middle school students
- Jedi Master - suitable for middle and high school or advanced music students
- Jedi Master II - suitable for middle and high school or advanced music students

Choose the level that will work best for your students, or get them to work their way through all of them, from Padawan to Jedi Master II.

## How the lessons work

### Teacher notes and example files

Under the **Teacher Notes** in each level you'll see a completed example version which is a reference for the teacher. Click on the link to see the example in Chrome Music Lab (press play to hear it).

Think of this as an "answer key", although your students may come up with acceptable variations on my completed example.

I have also noted what the students will create in that level - whether it's a melody only, melody and bassline, rhythmic part etc and what settings are used. This is just for your information only, since students will start with a template file that has all the correct settings in place anyway.

### Student template files and saving

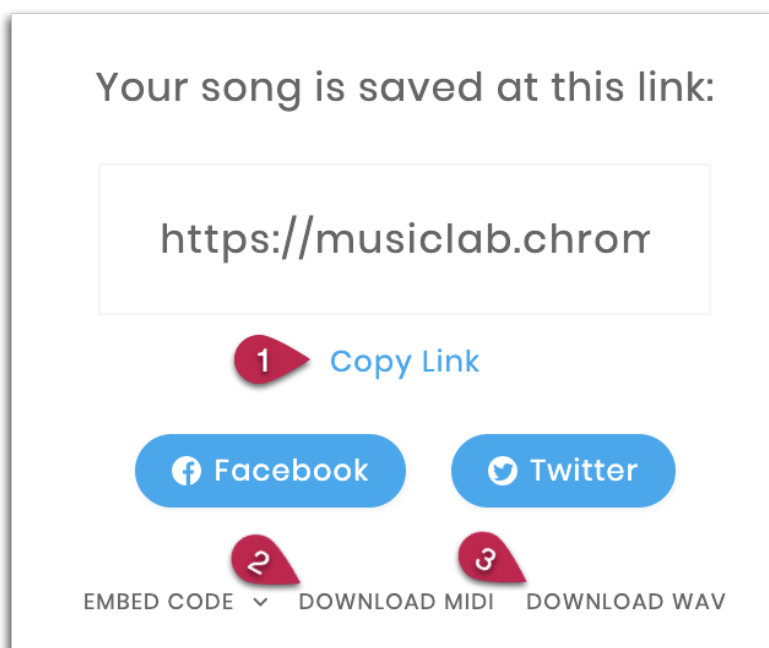
I have set up a student template file for each level. The template gives them a starting point - the Settings are already in place and some of the melody and/or bassline is already included.

The template file is simply a link which you can send to your students.

Students will open the template file and then add notes to it to create their version of the Star Wars theme.

To save:

- Once they've finished, they will click **Save**
- On the next screen they can click **Copy Link** (1) and send that link to the teacher
- Additionally, there are options to download a WAV file (3) if they would like to keep an audio file version of their piece, or a MIDI file (2) which can be used in another software program like GarageBand, Soundtrap or Bandlab



## Level 1 - Padawan

### Teacher notes

- Completed example version for the teacher - Star Wars Main Theme  
<https://musiclab.chromeexperiments.com/Song-Maker/song/6670532683497472>
- This version involves melody plus percussion
- Settings: length 5 bars, scale major, split beats into 3, range 3 octaves

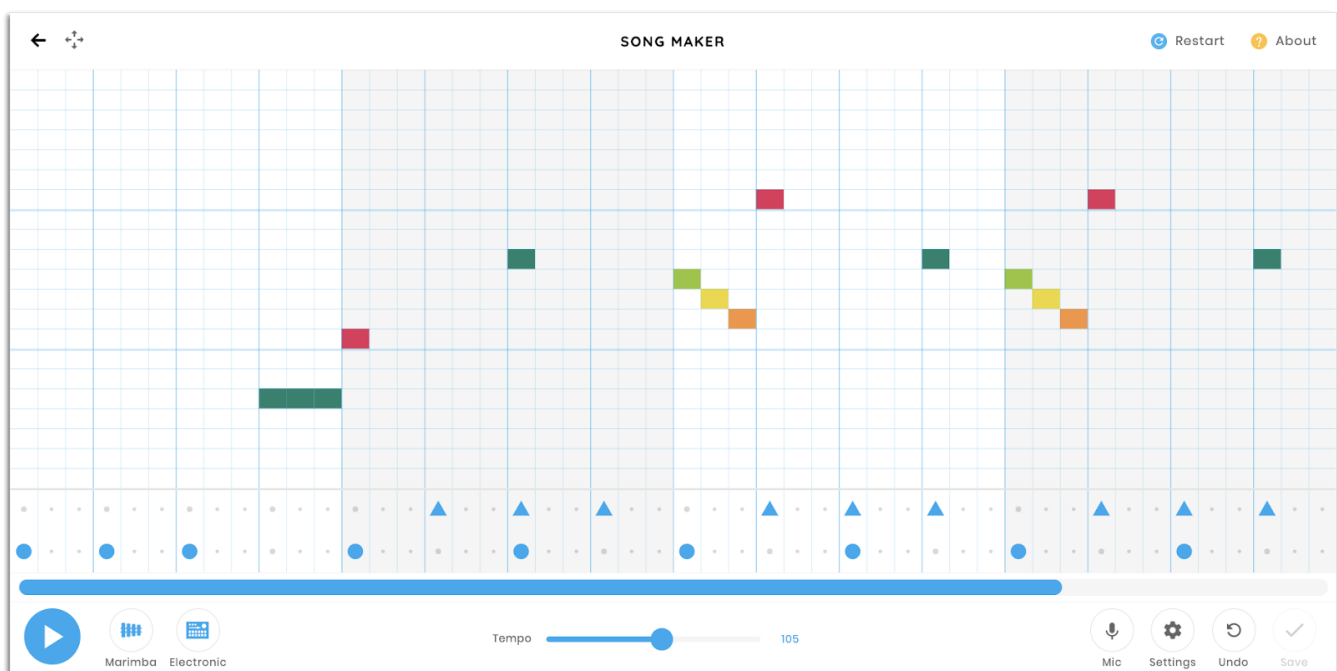
### Padawan student activities

Option A (beginner and young students):

- The main theme melody has been provided
- Students will fill in a percussion part and choose instrument playback sounds
- Send students this template link:  
<https://musiclab.chromeexperiments.com/Song-Maker/song/4895194731249664>
- Once finished, click **Save**. On the next screen, click **Copy Link** and then send the link to the teacher

Option B (intermediate):

- The first part of the melody only is provided (plus the final note)
- Students will fill in the rest of the main theme melody
- Students will then fill in a percussion part and choose instrument playback sounds
- Send students this template link:  
<https://musiclab.chromeexperiments.com/Song-Maker/song/6387954973933568>
- Once finished, click **Save**. On the next screen, click **Copy Link** and then send the link to the teacher



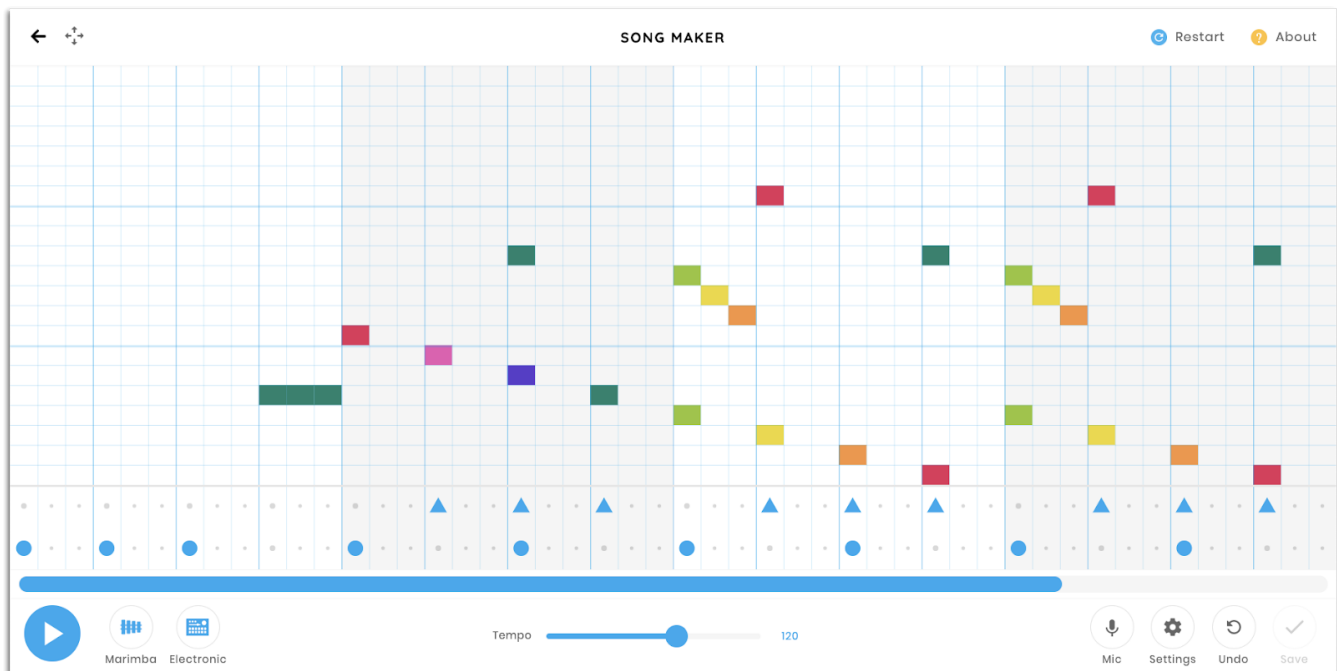
## Level 2 - Jedi Knight

### Teacher notes

- Completed example version for the teacher - Star Wars Main Theme  
<https://musiclab.chromeexperiments.com/Song-Maker/song/4504649865363456>
- This version involves melody, bassline and percussion
- Settings: length 5 bars, scale major, split beats into 3, range 3 octaves

### Jedi Knight student activities

- The first part of the melody and bassline are provided (plus the final note in each)
- Students will fill in the remainder of the melody AND a bassline, then add a percussion part and choose instrument playback sounds
- Send students this template link:  
<https://musiclab.chromeexperiments.com/Song-Maker/song/6313448062320640>
- Once finished, click **Save**. On the next screen. click **Copy Link** and then send the link to the teacher



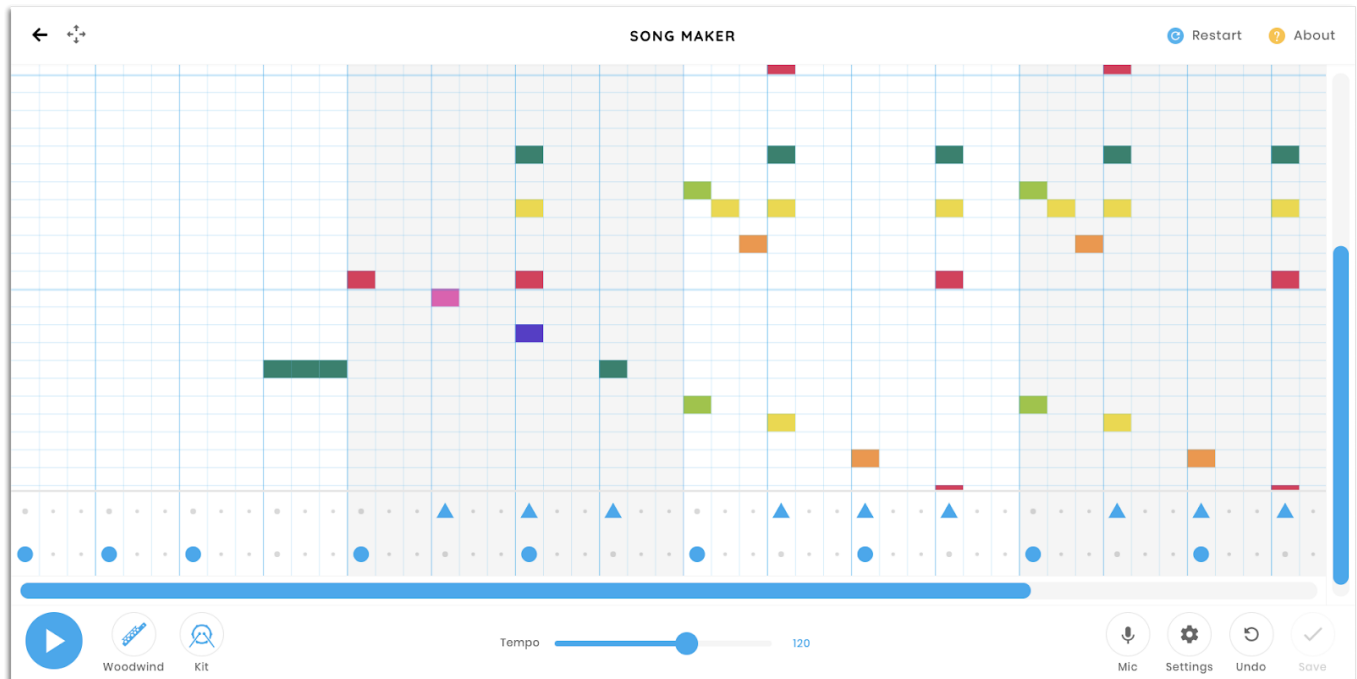
## Level 3 - Jedi Master

### Teacher notes

- Completed example version for the teacher - Star Wars Main Theme  
<https://musiclab.chromeexperiments.com/Song-Maker/song/6251752971042816>
- This version involves melody, bassline, chords, percussion and a chromatic scale setting (instead of a major scale setting)
- Settings: length 5 bars, scale chromatic, split beats into 3, range 3 octaves

### Jedi Master student activities

- Only the first few notes of the melody and bassline are provided (plus the final note in each)
- Students will fill in the remainder of the melody, create a bassline, add chords and a percussion part and choose instrument playback sounds. They also have access to the notes of the full chromatic scale
- Send students this template link:  
<https://musiclab.chromeexperiments.com/Song-Maker/song/4596127568494592>
- Once finished, click **Save**. On the next screen, click **Copy Link** and then send the link to the teacher



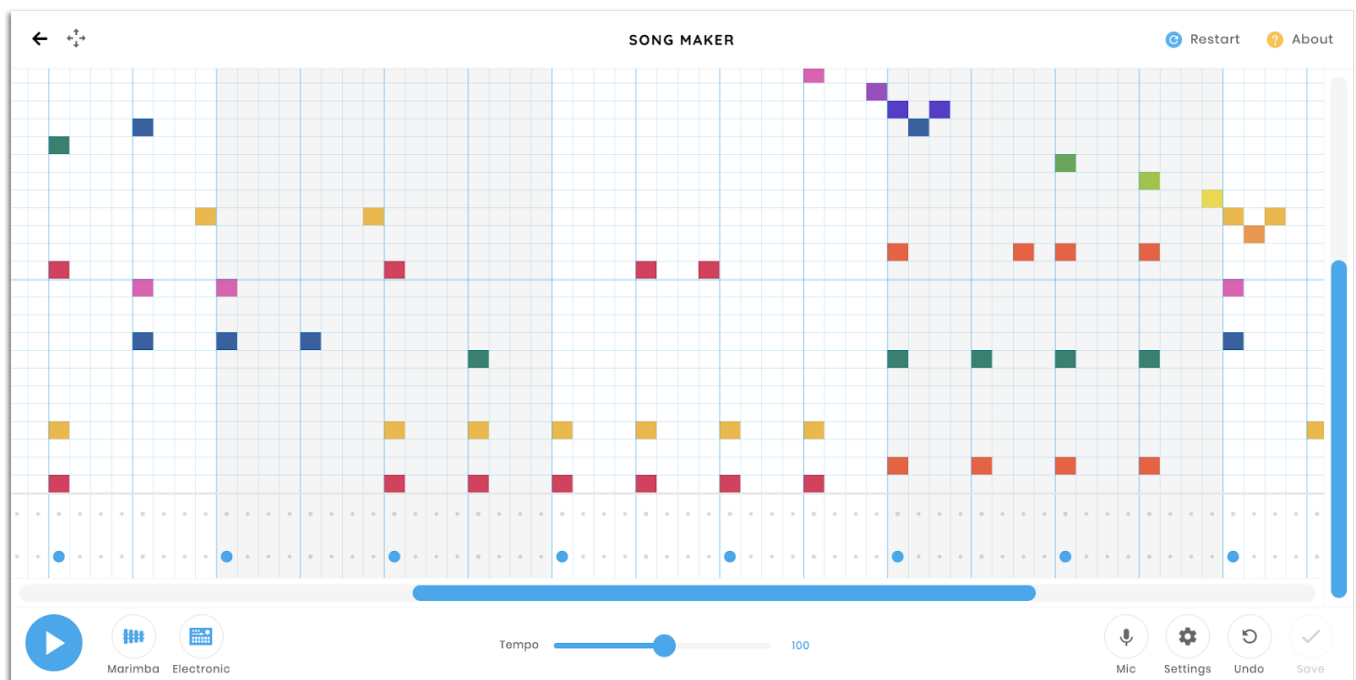
## Level 4 - Jedi Master II [Imperial March]

### Teacher notes

- Completed example version for the teacher - Imperial March  
<https://musiclab.chromeexperiments.com/Song-Maker/song/5432797935173632>
- This version involves melody, bassline, chords and percussion
- Settings: length 8 bars, scale chromatic, split beats into 4, range 3 octaves

### Jedi Master II student activities

- The first few notes of the melody and bassline, plus the final measure are provided (includes a final chord)
- Students will fill in the remainder of the melody, add chords, create a bassline, add a percussion part and choose instrument playback sounds
- Send students this template link:  
<https://musiclab.chromeexperiments.com/Song-Maker/song/5631408765665280>
- Once finished, click **Save**. On the next screen, click **Copy Link** and then send the link to the teacher

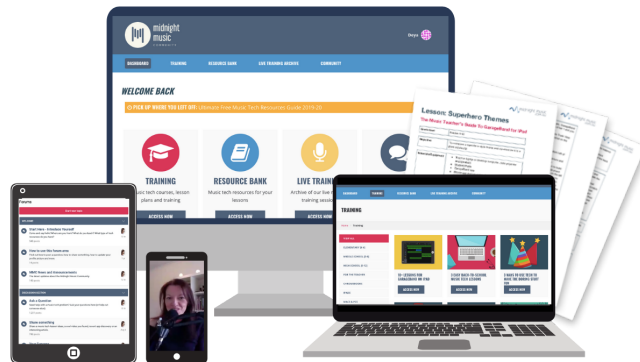


---

# Want more resources for music tech teachers?

Hello! I'm Katie Wardrobe – an Australian music technology trainer and consultant with a passion for helping music teachers through my business [Midnight Music](#).

I'm a qualified teacher but no, I don't currently teach in a school. I help teachers through my online professional development space - the [Midnight Music Community](#) - where there are tutorial videos, courses, links and downloadable resources.



I like to focus on easy ways to incorporate technology into what you are already doing in your music curriculum through a range of creative projects. I also run live workshops and have presented at countless conferences and other music education events.

If you want simple, effective ideas for using technology in music education, I would LOVE to help you inside the Midnight Music Community.

[Learn more and take a sneak peek inside!](#)