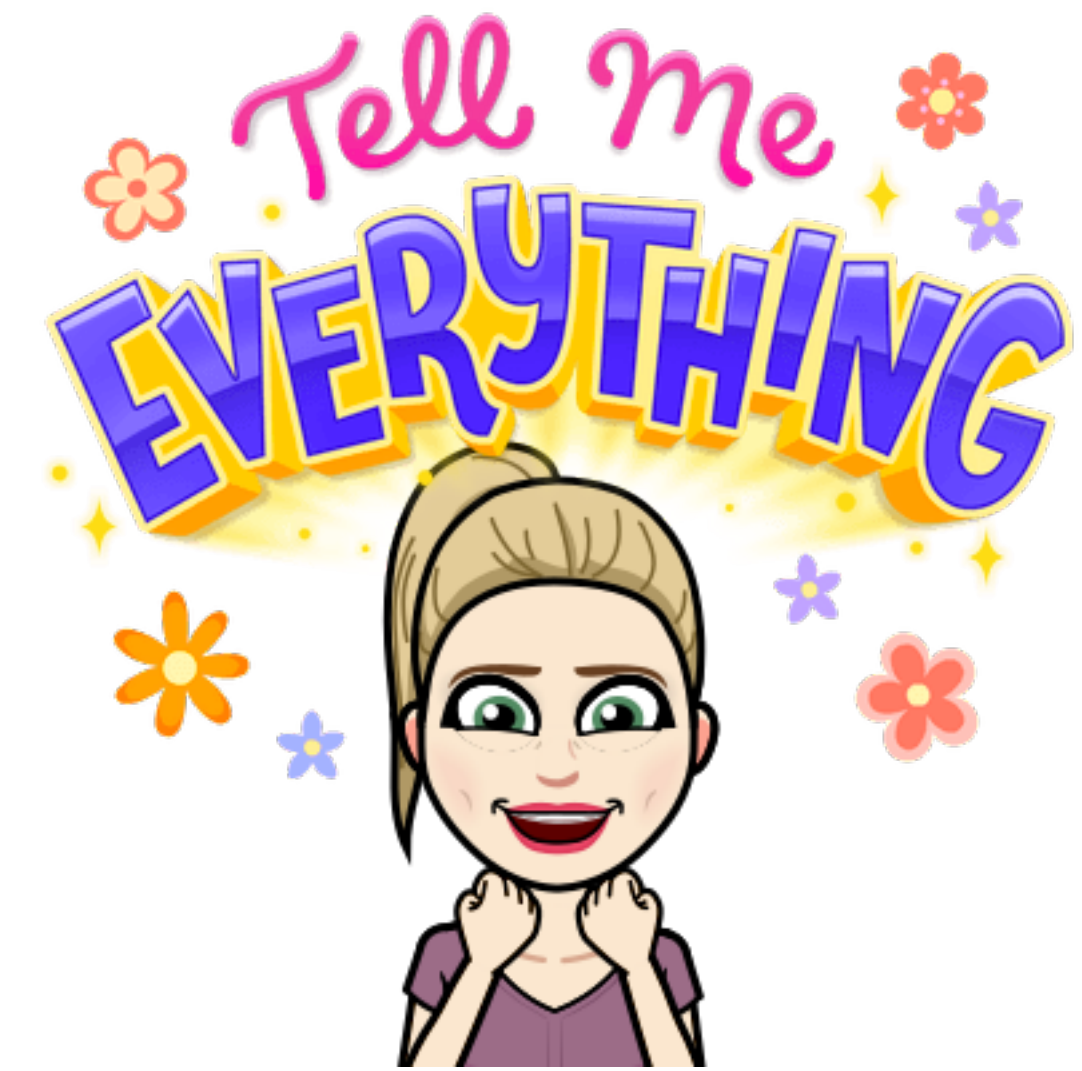


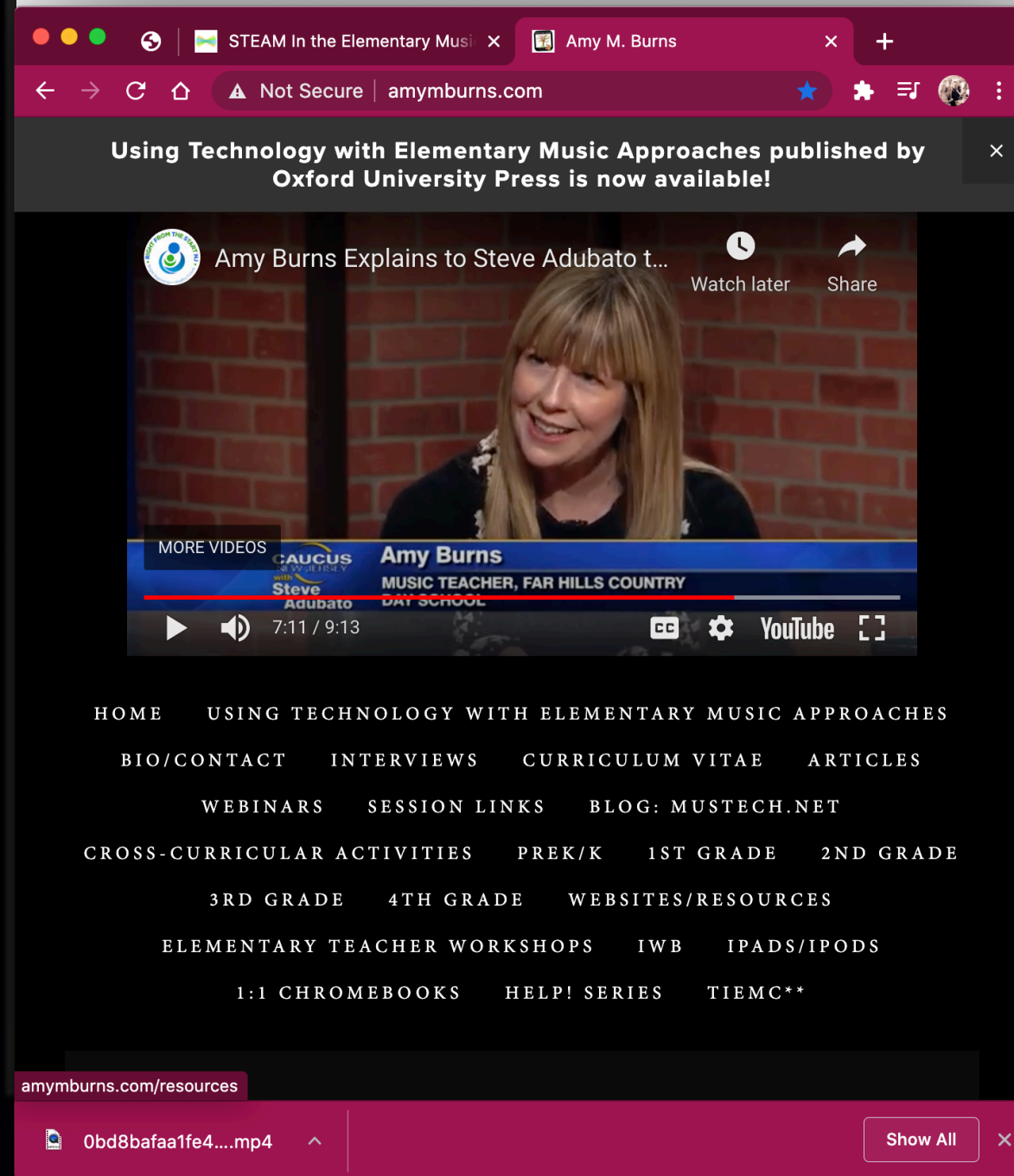
Seesaw Music Activities



Wait, You Can Do All That?!

web.seesaw.me

Who am I?

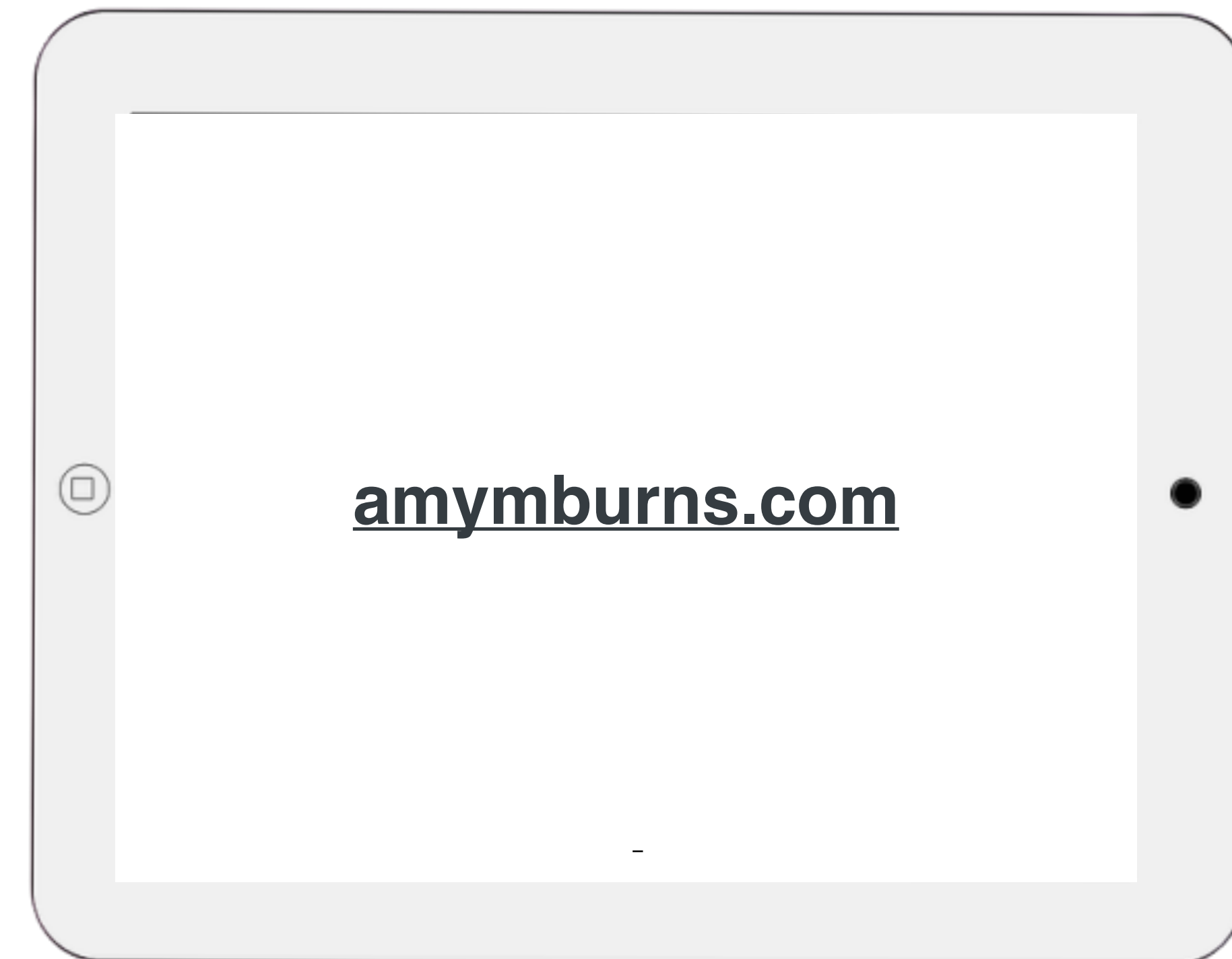



- **Preschool through grade 4 general music**
- **5th Grade Instrument Class**
- **4th -8th Grade Philharmonic**
- **Direct After School Conservatory**
- **4 Books**
- **Midnight Music Community**
- **NJMEA**
- **TI:ME**
- **Seesaw Ambassador**
- **ISTE Ceritified Educator**
- **Mom of two wonderful daughters**

<https://twitter.com/awillis2>

<https://www.youtube.com/channel/UCdoSkMqMVUzTsiWdj3HN5Ug>

<https://www.instagram.com/mustechnet/>



Using Technology with Elementary

Music Approaches

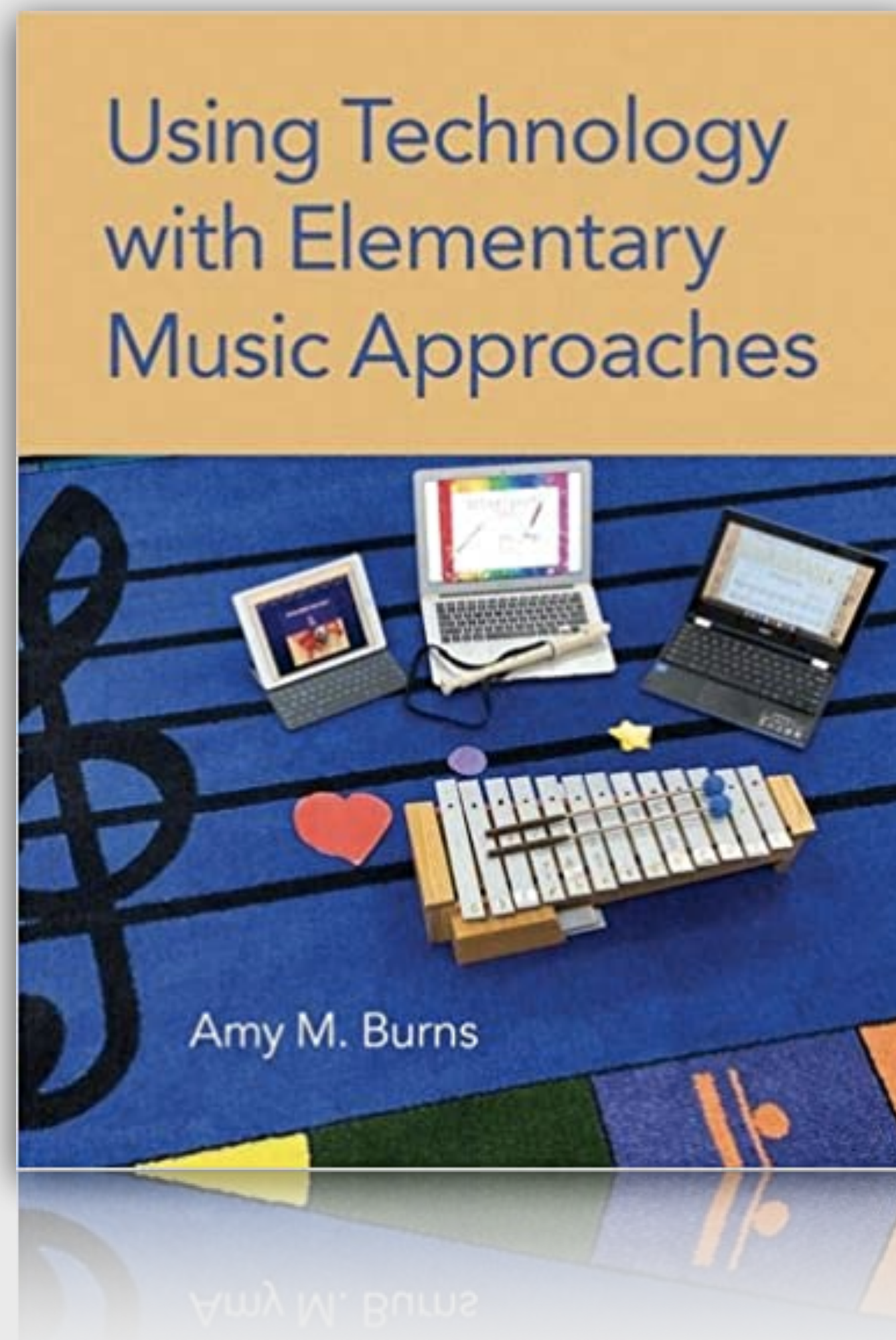
by Amy M. Burns

published by Oxford University Press

With Assistance from Dr. Missy Strong,

Glennis Patterson, Ardith Collins, and Cherie

Herring





Credit: <https://www.canva.com>



<http://amymburns.com/resources>

<https://midnightmusic.com.au/>



chrome

What to bring to this session?




Credit: <https://www.canva.com>



FAQ

**What are the
differences between
free and paid versions?**



	SEESAW FREE	SEESAW PLUS	SEESAW FOR SCHOOLS
Seesaw Basics	Free forever	\$120 per year	Request a quote
Creative tools	✓	✓	✓
Family messaging	✓	✓	✓
Teachers per class	2	5	20
Active classes per teacher	10	25	100
Premium Creative Tools			
Create Multipage posts		✓	✓
Save work in progress as Drafts		✓	✓
Premium Activity Features			
Create, save, and share activities	100	500	Unlimited
Schoolwide Activity Library			✓
Scheduled activity sharing		✓	✓
Premium Assessment Features			
Assess student progress toward standards		By class	Schoolwide
Private posts (only visible to teachers)		✓	✓
Record private notes on student work		✓	✓
Schoolwide Analytics and Management			
Portfolios follow students from grade to grade			✓
Dashboard to view activity and visit classes			✓
Data on tech usage and parent engagement			✓
Access to historic content and data			✓
IT Administration			
SIS Integration and centralized management			✓
Regional data storage options			✓

	SEESAW FREE	SEESAW PLUS	SEESAW FOR SCHOOLS
Seesaw Basics	Free forever	\$120 per year	Request a quote
Creative tools	✓	✓	✓
Family messaging	✓	✓	✓
Teachers per class	2	5	20
Active classes per teacher	10	25	100

	SEESAW FREE	SEESAW PLUS	SEESAW FOR SCHOOLS
Seesaw Basics	Free forever	\$120 per year	Request a quote
Creative tools	✓	✓	✓
Family messaging	✓	✓	✓
Teachers per class	2	5	20
Active classes per teacher	10	25	100
Premium Creative Tools			
Create Multipage posts		✓	✓
Save work in progress as Drafts		✓	✓
Premium Activity Features			
Create, save, and share activities	100	500	Unlimited
Schoolwide Activity Library			✓
Scheduled activity sharing		✓	✓
Premium Assessment Features			
Assess student progress toward standards		By class	Schoolwide
Private posts (only visible to teachers)		✓	✓
Record private notes on student work		✓	✓
Schoolwide Analytics and Management			
Portfolios follow students from grade to grade			✓
Dashboard to view activity and visit classes			✓
Data on tech usage and parent engagement			✓
Access to historic content and data			✓
IT Administration			
SIS Integration and centralized management			✓
Regional data storage options			✓

Premium Creative Tools

Create Multipage posts		✓	✓
Save work in progress as Drafts		✓	✓

Premium Activity Features

Create, save, and share activities	100	500	Unlimited
Schoolwide Activity Library			✓
Scheduled activity sharing		✓	✓

	SEESAW FREE	SEESAW PLUS	SEESAW FOR SCHOOLS
Seesaw Basics	Free forever	\$120 per year	Request a quote
Creative tools	✓	✓	✓
Family messaging	✓	✓	✓
Teachers per class	2	5	20
Active classes per teacher	10	25	100
Premium Creative Tools			
Create Multipage posts		✓	✓
Save work in progress as Drafts		✓	✓
Premium Activity Features			
Create, save, and share activities	100	500	Unlimited
Schoolwide Activity Library			✓
Scheduled activity sharing		✓	✓
Premium Assessment Features			
Assess student progress toward standards		By class	Schoolwide
Private posts (only visible to teachers)		✓	✓
Record private notes on student work		✓	✓
Schoolwide Analytics and Management			
Portfolios follow students from grade to grade			✓
Dashboard to view activity and visit classes			✓
Data on tech usage and parent engagement			✓
Access to historic content and data			✓
IT Administration			
SIS Integration and centralized management			✓
Regional data storage options			✓

Premium Assessment Features

		By class	Schoolwide
Assess student progress toward standards			
Private posts (only visible to teachers)		✓	✓
Record private notes on student work		✓	✓

Schoolwide Analytics and Management


Portfolios follow students from grade to grade			✓
Dashboard to view activity and visit classes			✓
Data on tech usage and parent engagement			✓
Access to historic content and data			✓

IT Administration

SIS Integration and centralized management			✓
Regional data storage options			✓


FAQ

Should I create my own journal or tack onto the classroom teacher's journal??



FAQ

Can I share
Seesaw on my
LMS?



FAQ



**Will Seesaw
integrate into Denise
Gagne's MusicPlay**


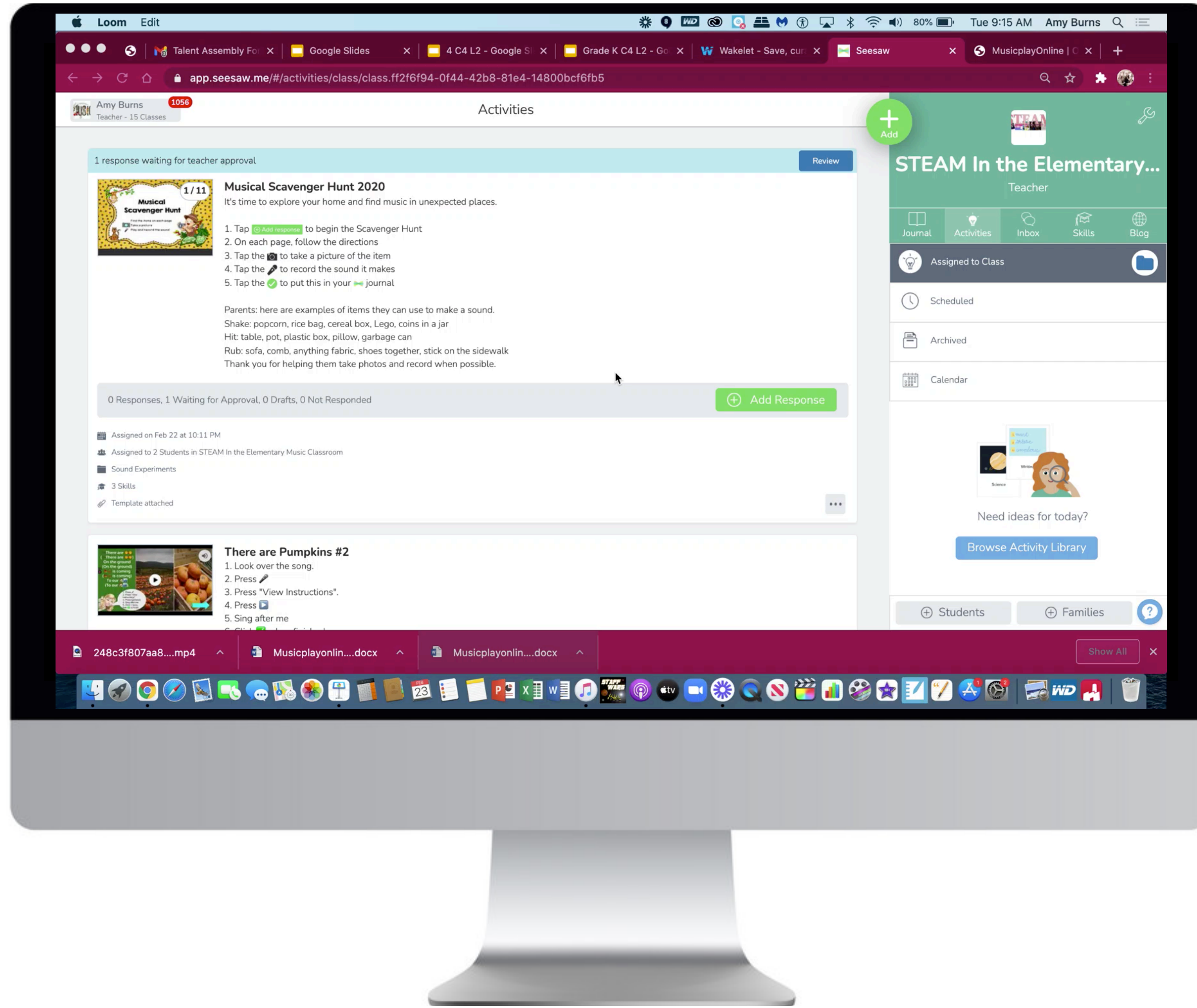


MUSICPLAY
Themes & Variations


<https://musicplayonline.com/>

<https://beta.musicplayonline.com/login/>

Musicplayonline and Seesaw



FAQ



**Is there a difference
between the web version,
the iOS version and the
Android version?**



THIS GONE BE A LIL DIFFERENT

FAQ

Can I place an accompaniment on the screen and have the students record with that accompaniment?





Note: the comment tool will no longer do this!

<https://web.seesaw.me/>

There are 🍂🍂
(There are 🍂🍂)
On the ground
(On the ground)
🍂🍂 is coming
(🍂🍂 is coming)
To our 🏠🏠
(To our 🏠🏠)

1. Press 🗣️
2. Press "View Instructions"
3. Press ▶️ (twice)
4. Sing after me
5. Click ✖️ twice, then
✅ to finish



- 1
- 2
- 3


! Can't play audio while recording

Add a caption...

FAQ



Can I upload
an mp3 file?



FAQ

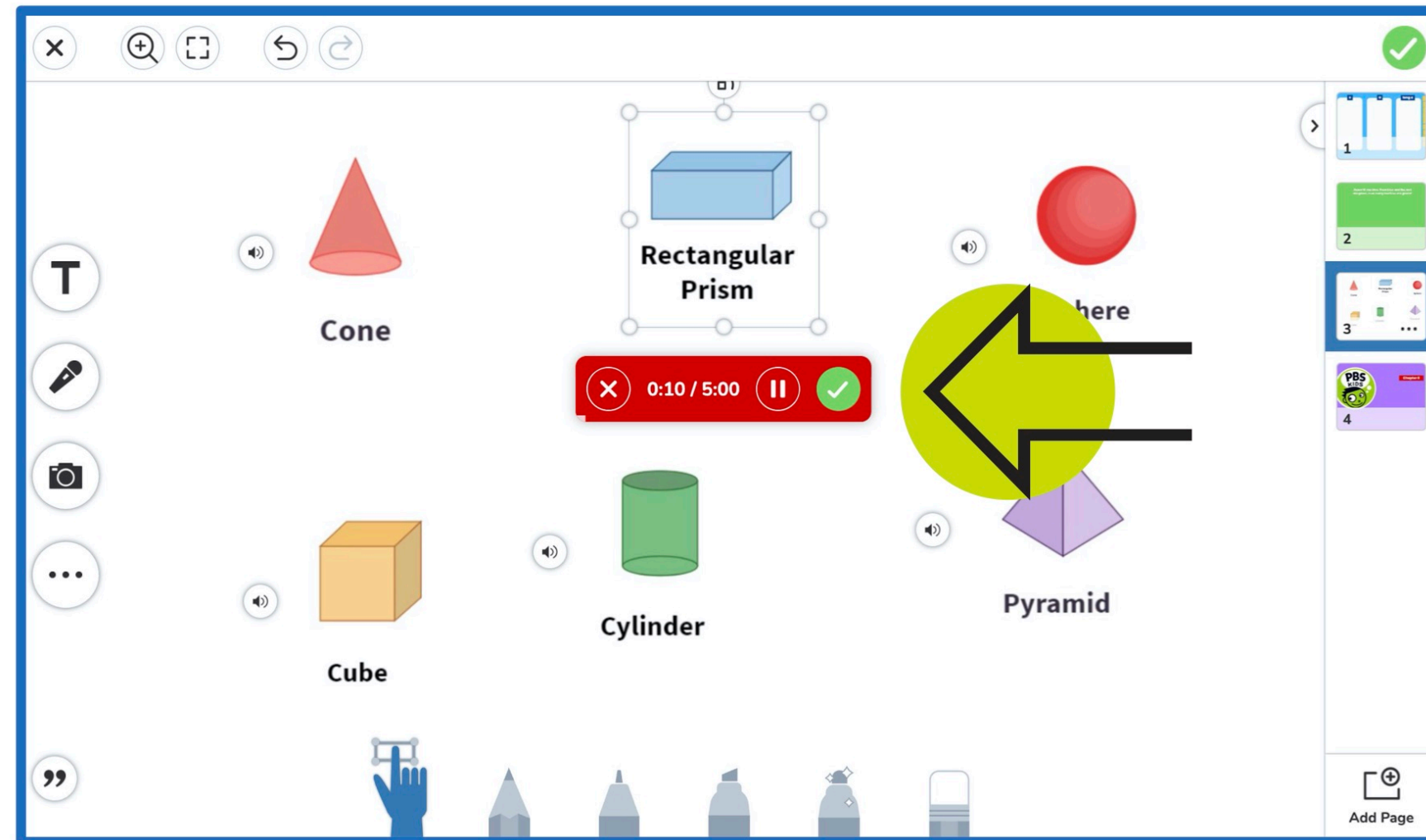
**Wait! Did
Seesaw update?**









FAQ

Add Voice to Anything!

Teachers and students can **record voice** on any label, image or shape on their creative canvas! Up to 20 voice recordings per page.



New in Seesaw 7.6

-   Add voice to labels, shapes and images
-   Upload audio files
-   Lock size of label, shape, image or

Features will be turned ON in late February after people update.

https://drive.google.com/file/d/1yBUj4MScKkEiqmPuMFK_oU4ZNArqv6b3/view







FAQ

Upload Audio Files

Teachers and students can **upload audio files** to their creative canvas! Audio files can also be added as a caption. Mp3, m4a and wav files are supported.



New in Seesaw 7.6

-   Add voice to labels, shapes and images
-   Upload audio files
-   Lock size of label, shape, image or

Features will be turned ON in late February after people update.

https://drive.google.com/file/d/1yBUj4MScKkEiqmPuMFK_oU4ZNArqv6b3/view

FAQ

Voice and Audio FAQs

- **What are the limits?**

- Free and paid users have access to this feature.
- 20 voice recordings or uploaded audio files per page.
 - Free Seesaw: 1 page per post
 - Seesaw Plus and Seesaw for Schools: 20 pages per post
- 5 minutes max per recording for voice recorded inside Seesaw
- 250 MB max file size for uploaded audio files (same as video).




- **What file types are supported?**

- mp3, wav, m4a

- **Can you play audio while recording?**

- No, audio cannot be played while recording with the Draw+Record tool, Voice tool or the video camera.

New in Seesaw 7.6

- ⇒  Add voice to labels, shapes and images
- ⇒  Upload audio files
- ⇒  Lock size of label, shape, image or

Features will be turned ON in late February after people update.

https://drive.google.com/file/d/1yBUj4MScKkEiqmPuMFK_oU4ZNArqv6b3/view

FAQ







Lock Size of Labels, Images and Shapes

Teachers can **lock size while still allowing moving** for labels, images, videos and shapes. This option makes sorting and dragging activities easier for learners.



Tip: Keyboard shortcut **Command (or Alt) + Shift + M** locks just size. **Command (or Alt) + Shift + L** locks everything

New in Seesaw 7.6

-   Add voice to labels, shapes and images
-   Upload audio files
-   Lock size of label, shape, image or

Features will be turned ON in late February after people update.

https://drive.google.com/file/d/1yBUj4MScKkEiqmPuMFK_oU4ZNArqv6b3/view

FAQ

App Update Required

Please update iOS and Android apps
to Seesaw 7.6

Features will be turned ON in late February after people update.

New in Seesaw 7.6

- ⇒ Add voice to labels, shapes and images
- ⇒ Upload audio files
- ⇒ Lock size of label, shape, image or

Features will be turned ON in late February after people update.

https://drive.google.com/file/d/1yBUj4MScKkEiqmPuMFK_oU4ZNArqv6b3/view

FAQ

Learn how to use these updates and more at

web.seesaw.me/training


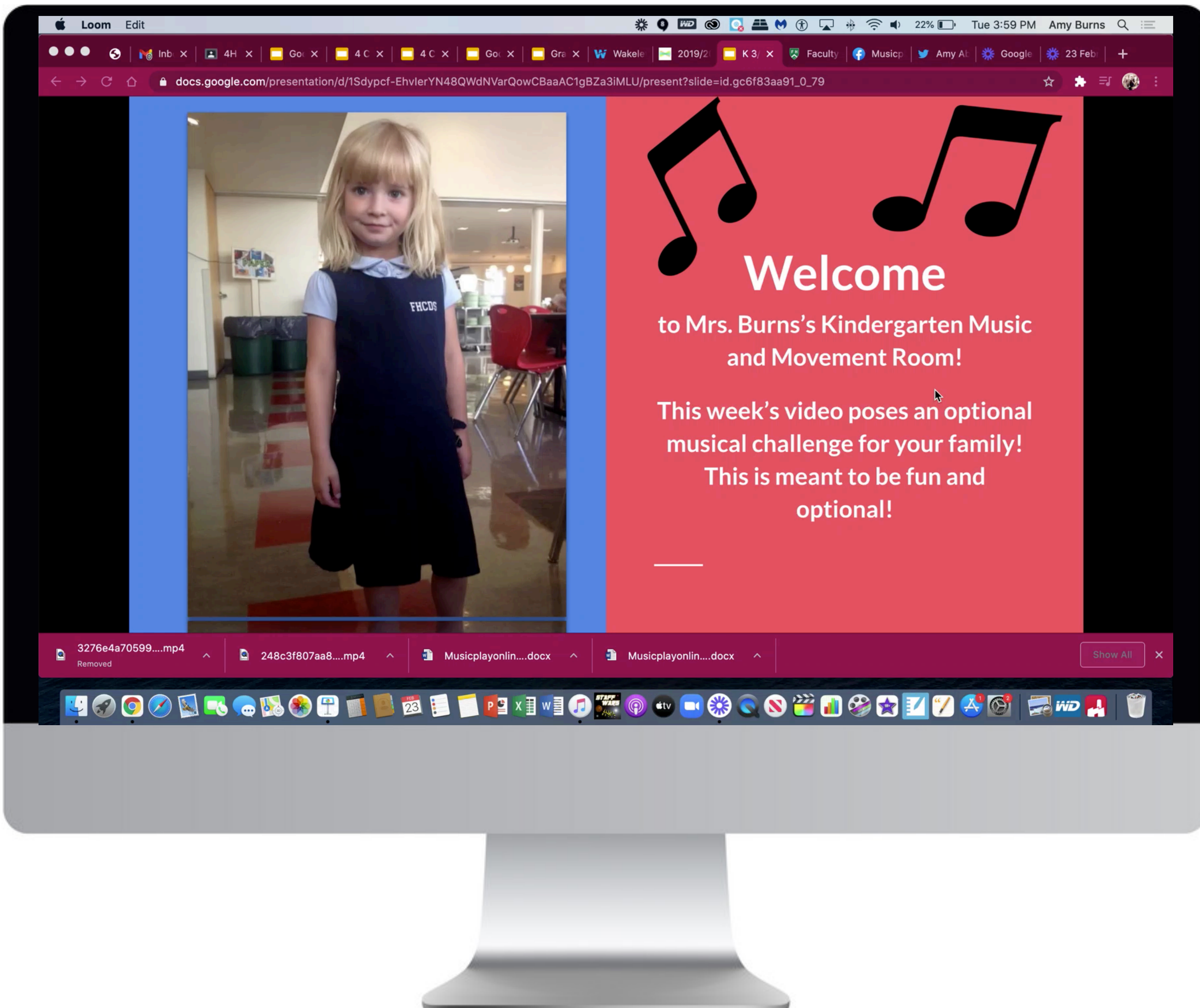
New in Seesaw 7.6

- ⇒ Add voice to labels, shapes and images
- ⇒ Upload audio files
- ⇒ Lock size of label, shape, image or

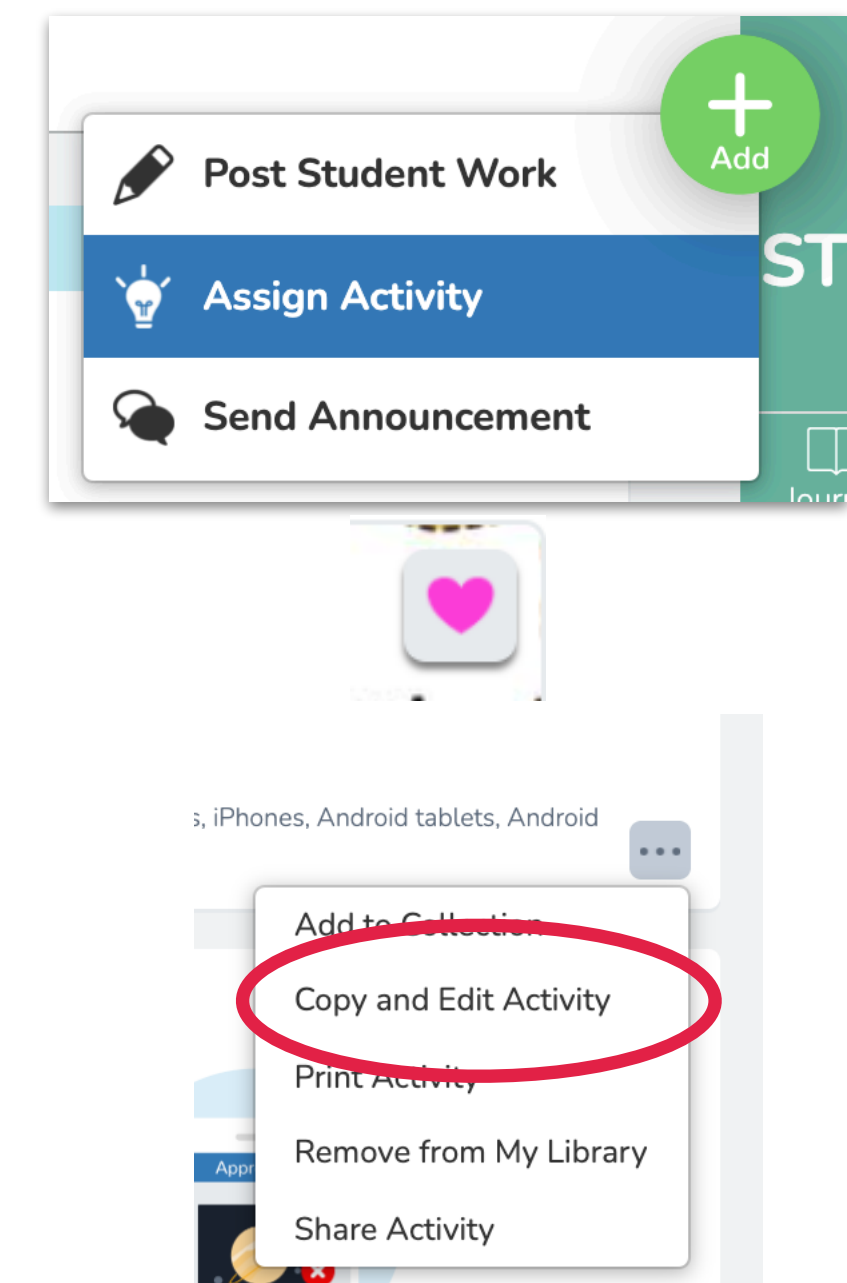
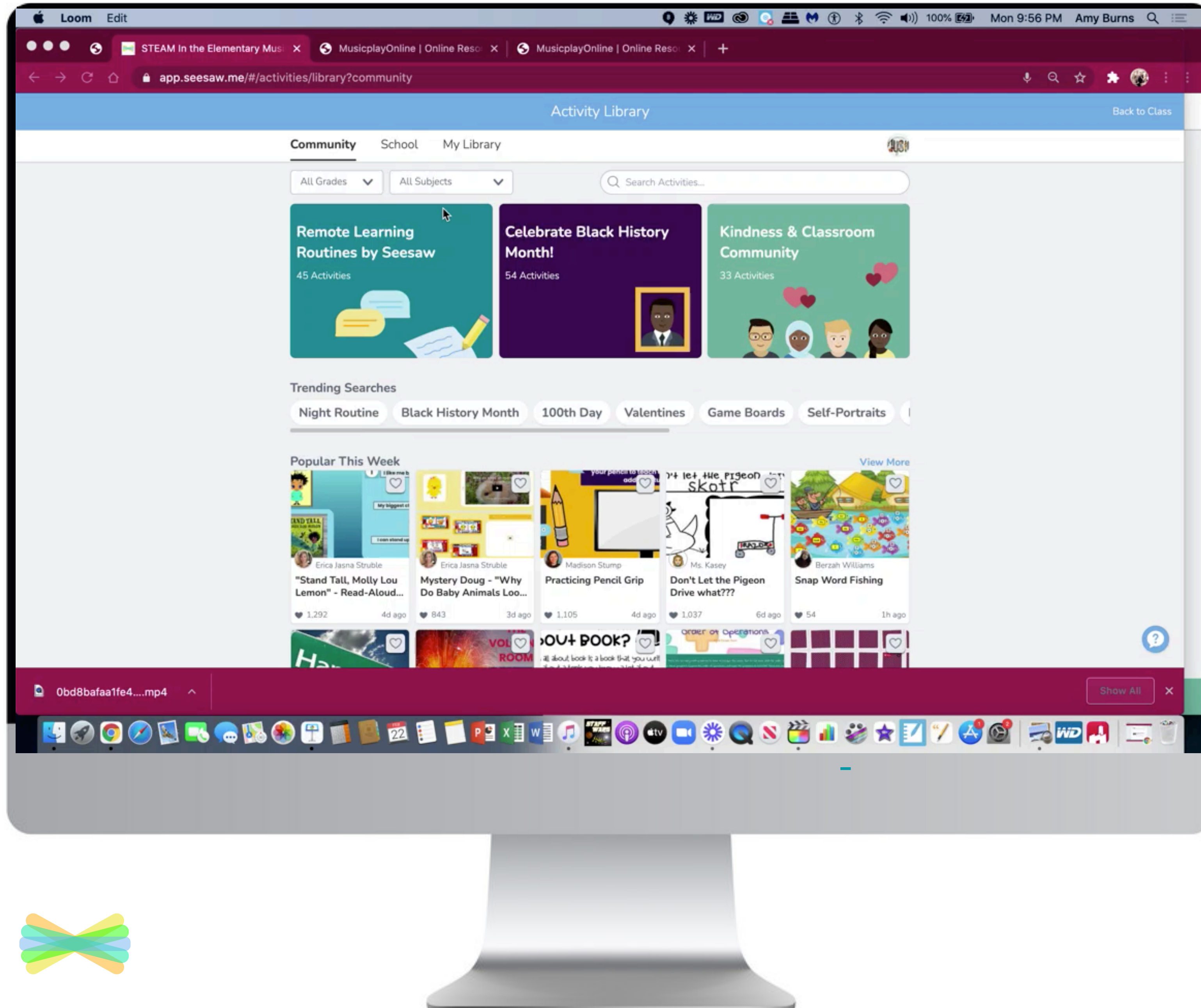
Features will be turned ON in late February after people update.

https://drive.google.com/file/d/1yBUj4MScKkEiqmPuMFK_oU4ZNArqv6b3/view


Journal Mode




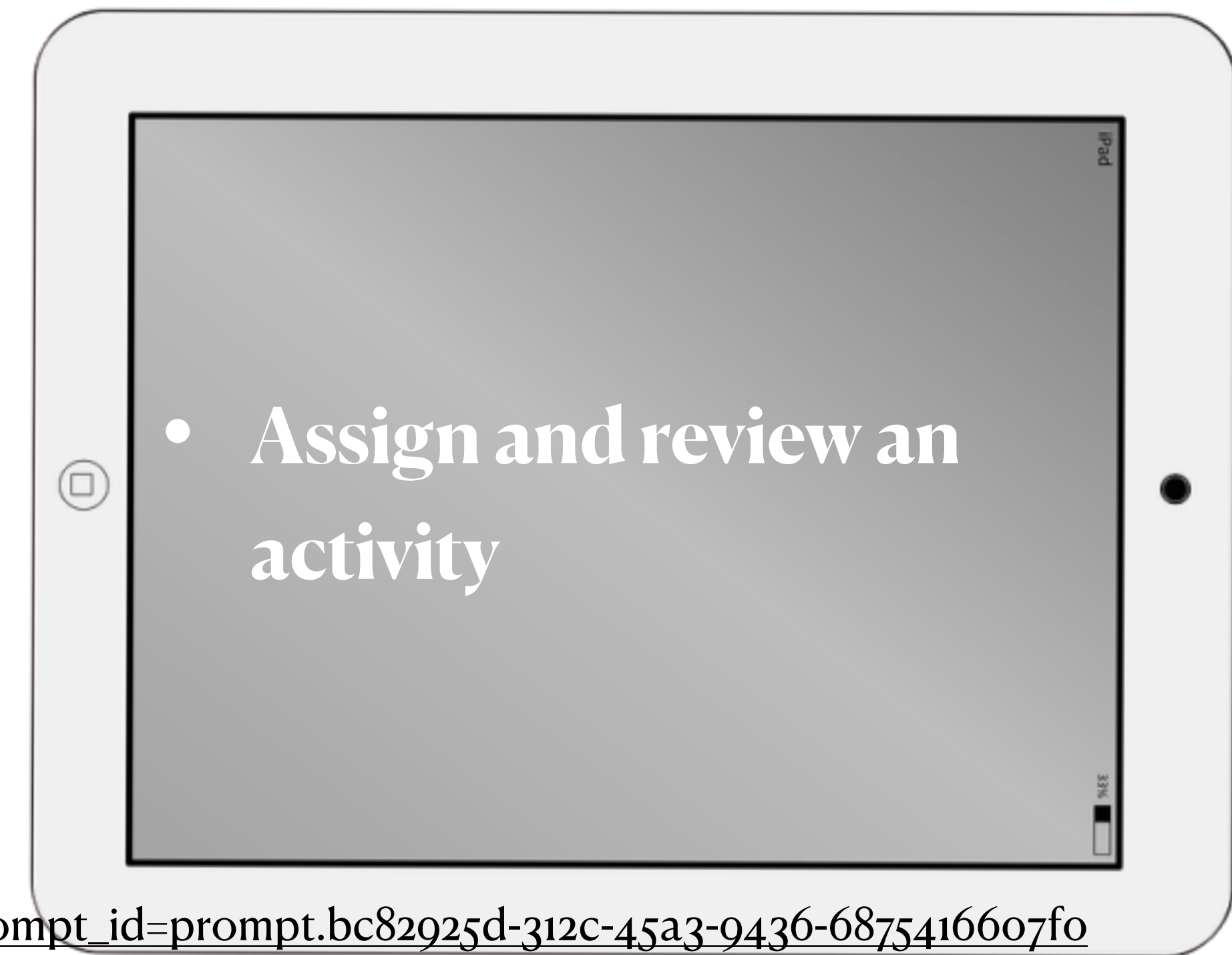
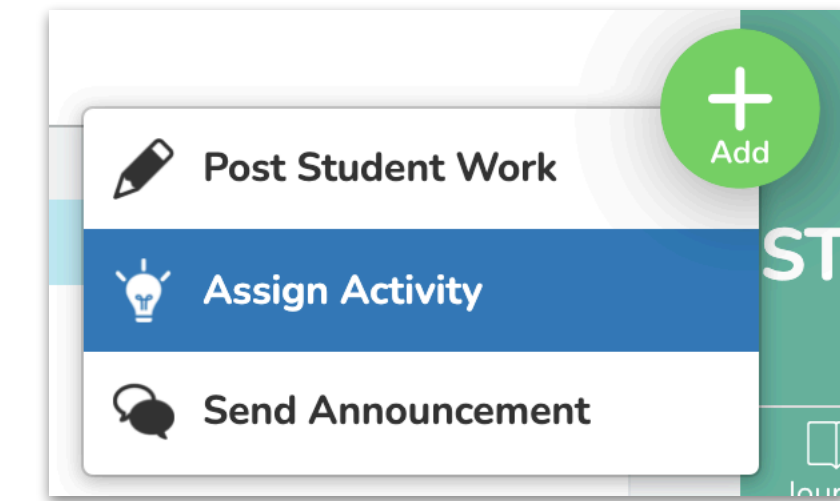
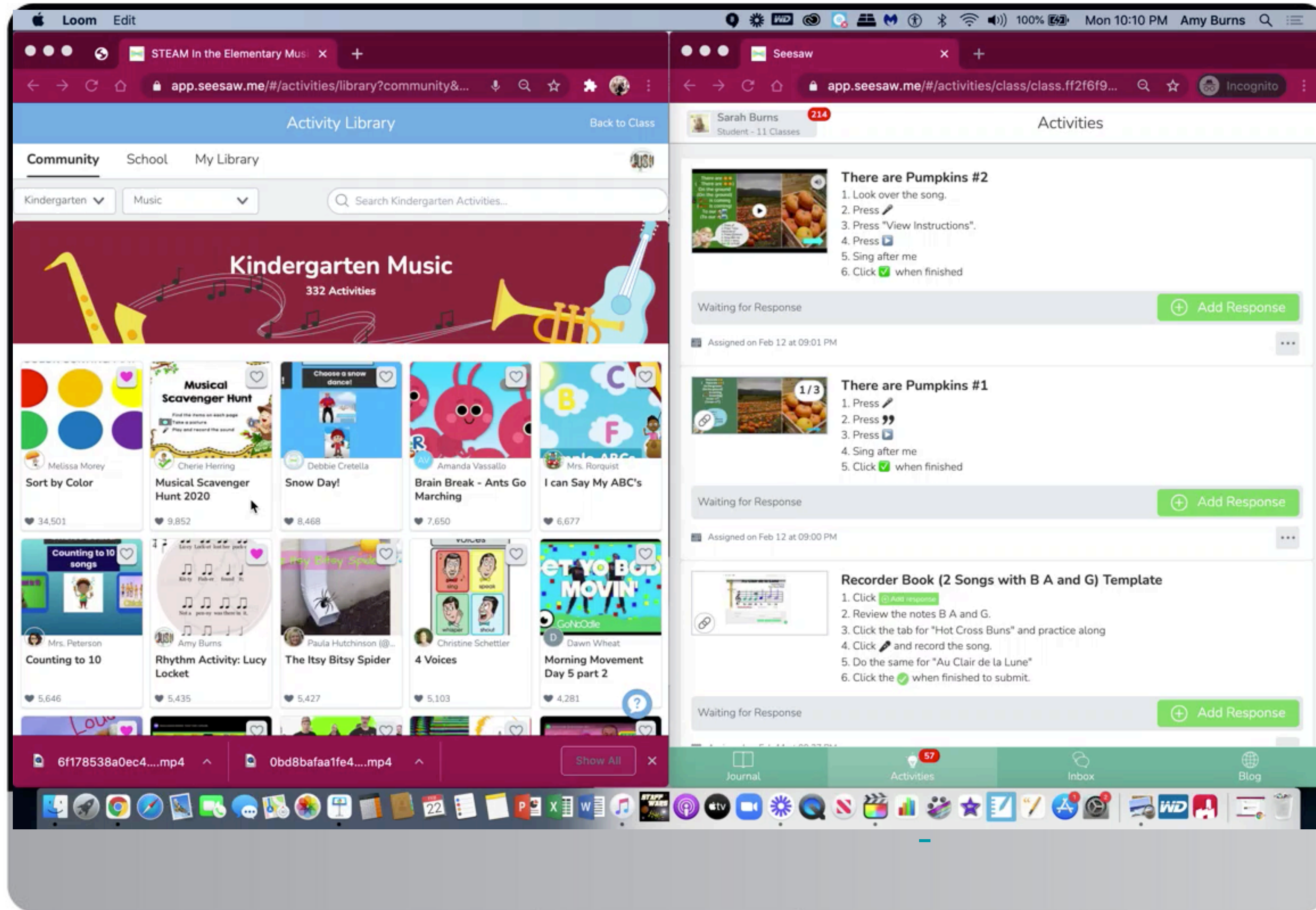
Activity Library



- ❤️ Save and assign activities
- Modify ...
- + Add Response
- Summary
- Better organization




Activity Library



https://app.seesaw.me/pages/shared_activity?share_token=AP6ywwXoTkKMNyxdPHckYg&prompt_id=prompt.bc82925d-312c-45a3-9436-6875416607fo

FAQ

Why can't my students see my comments when I send back a draft?



0 Responses, 0 Waiting for Approval, 0 Drafts, 1 Not Responded + Add Response

Assigned on Feb 11 at 09:37 PM
Assigned to 1 Student in STEAM In the Elementary Music Classroom
Template attached

Roller Coaster Play Along 1/8

1. Go to the and performing rhythm #1. Press .
2. Go to and performing rhythm #2. Press .
3. Go to and performing rhythm #3. Press .
4. Go to and performing rhythm #4. Press .
5. Go to and performing rhythm #4. Press .
6. Go to and performing rhythm #4. Press .
7. Go to and perform with the video.
8. Press to submit.

Hint: the roller coaster will bring you back to the first page.

▶ Play Instructions (1:07)

0 Responses, 0 Waiting for Approval, 1 Draft, 1 Not Responded + Add Response

Assigned on Feb 6 at 03:10 PM
Assigned to 1 Student in STEAM In the Elementary Music Classroom
Template attached

There are Pumpkins #2

1. Look over the song.
2. Press .
3. Press "View Instructions".
4. Press .
5. Sing after me
6. Click when finished

Waiting for Response + Add Response

Assigned on Feb 12 at 09:01 PM

There are Pumpkins #1 1/3

1. Press .
2. Press .
3. Press .
4. Sing after me
5. Click when finished

Waiting for Response + Add Response

Assigned on Feb 12 at 09:00 PM

Recorder Book (2 Songs with B A and G) Template

1. Click + Add response
2. Review the notes B A and G.
3. Click the tab for "Hot Cross Buns" and practice along
4. Click and record the song.
5. Do the same for "Au Clair de la Lune"
6. Click the when finished to submit.

Waiting for Response + Add Response

FAQ

In paid version:

1. Teach them to find your comments in their notifications.
2. Teach them to go into the Activities tab and click into the activity, and then click draft.
3. Edit their work and leave them a text box on their pages that need feedback.



In free version:

1. Since there are no drafts, enable item editing in the settings.
2. Let them edit their posts or copy and edit their posts so the original work stays as in.

<https://web.seesaw.me/>

FAQ

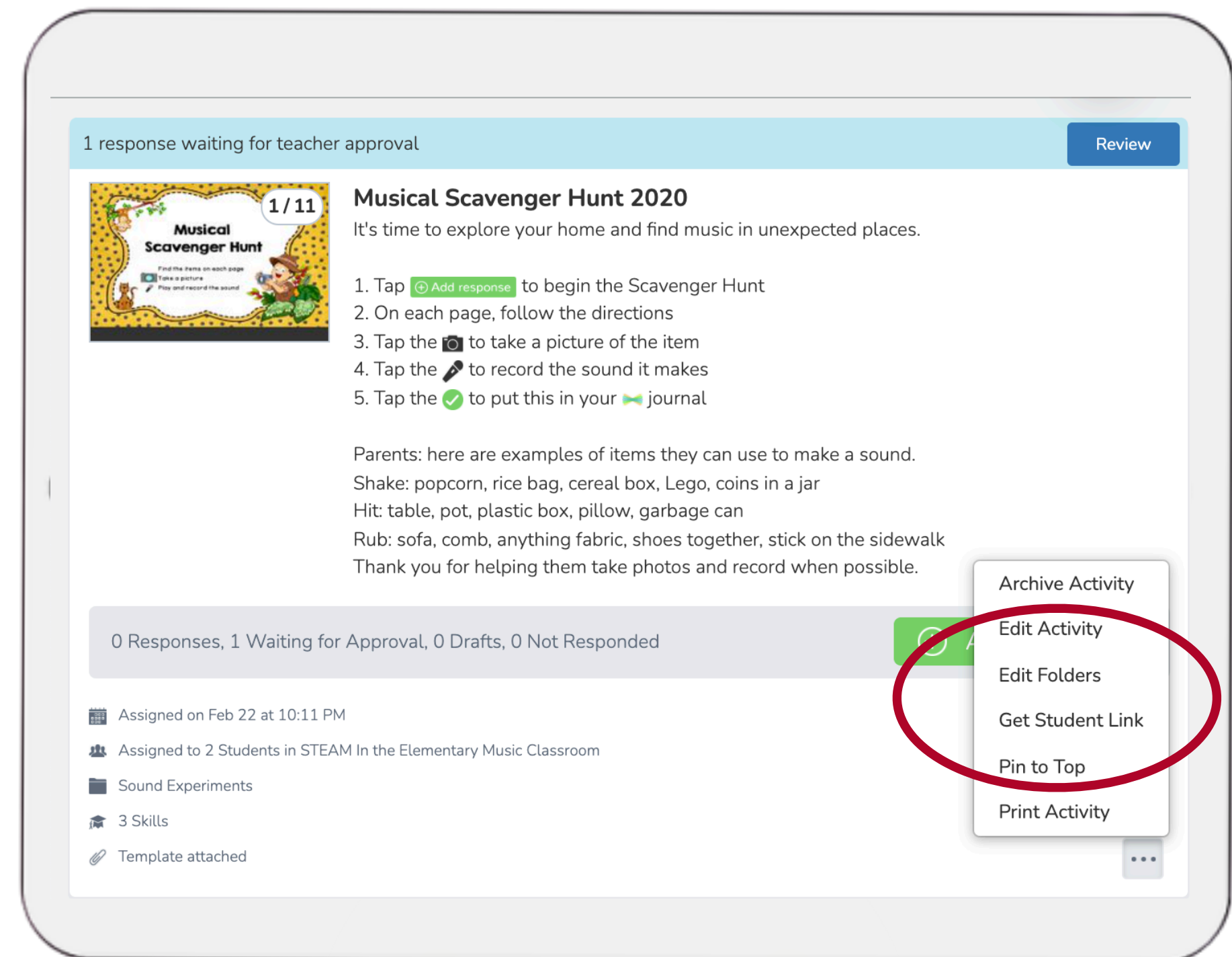
Where can I find the student link to an activity so I can share it on their LMS?




A screenshot of a mobile application interface. At the top, it says "1 response waiting for teacher approval" with a "Review" button. Below that is a card for an activity titled "Musical Scavenger Hunt 2020" with a "1/11" indicator. The card contains instructions for the scavenger hunt and a list of items for parents. At the bottom of the card, there is a status bar: "0 Responses, 1 Waiting for Approval, 0 Drafts, 0 Not Responded". Below the status bar, there are details about the activity: "Assigned on Feb 22 at 10:11 PM", "Assigned to 2 Students in STEAM In the Elementary Music Classroom", "Sound Experiments", "3 Skills", and "Template attached". A menu is open at the bottom right of the card, listing options: "Archive Activity", "Edit Activity", "Edit Folders", "Get Student Link", "Pin to Top", and "Print Activity". The "Get Student Link" option is circled in red.

FAQ

Do my students need access to Seesaw if I leave that student link on their Canvas, Google Classroom (GC), Schoology, Flipgrid topic, etc?



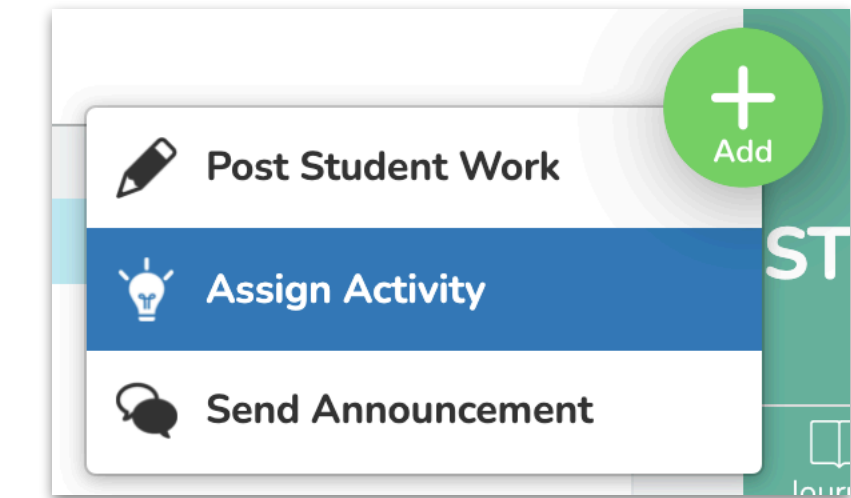

Activity Library - Choice Board Created within Seesaw that Links out to Various Videos



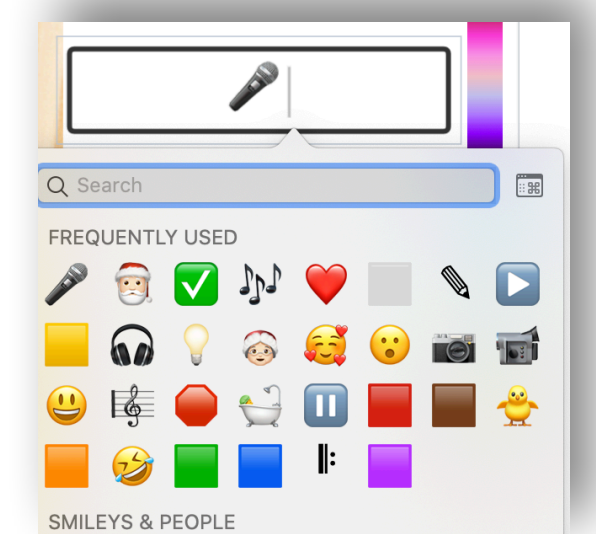
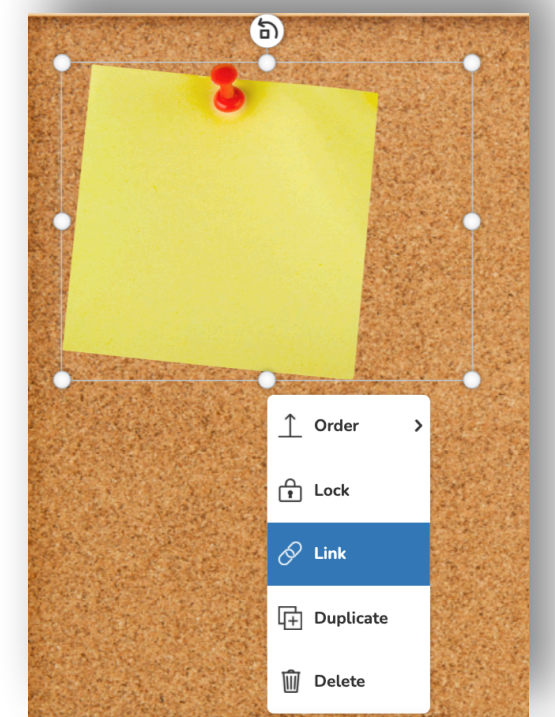
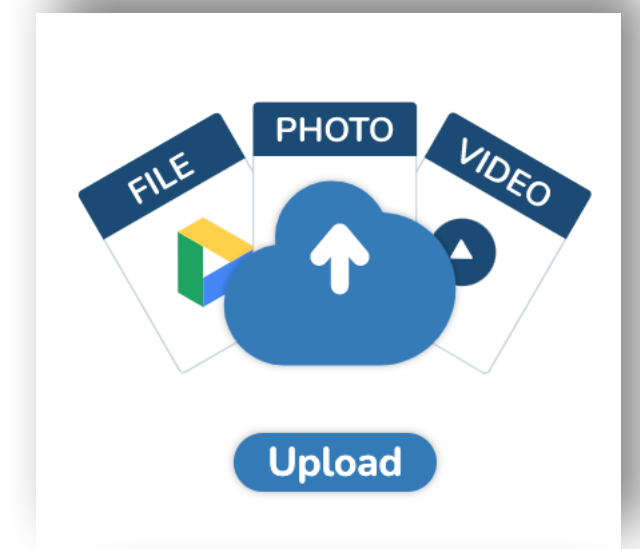
Activity Library-How to make a Choice Board

Want to learn the yout-ube trick? See the links for this one that shows it in my YouTube channel:

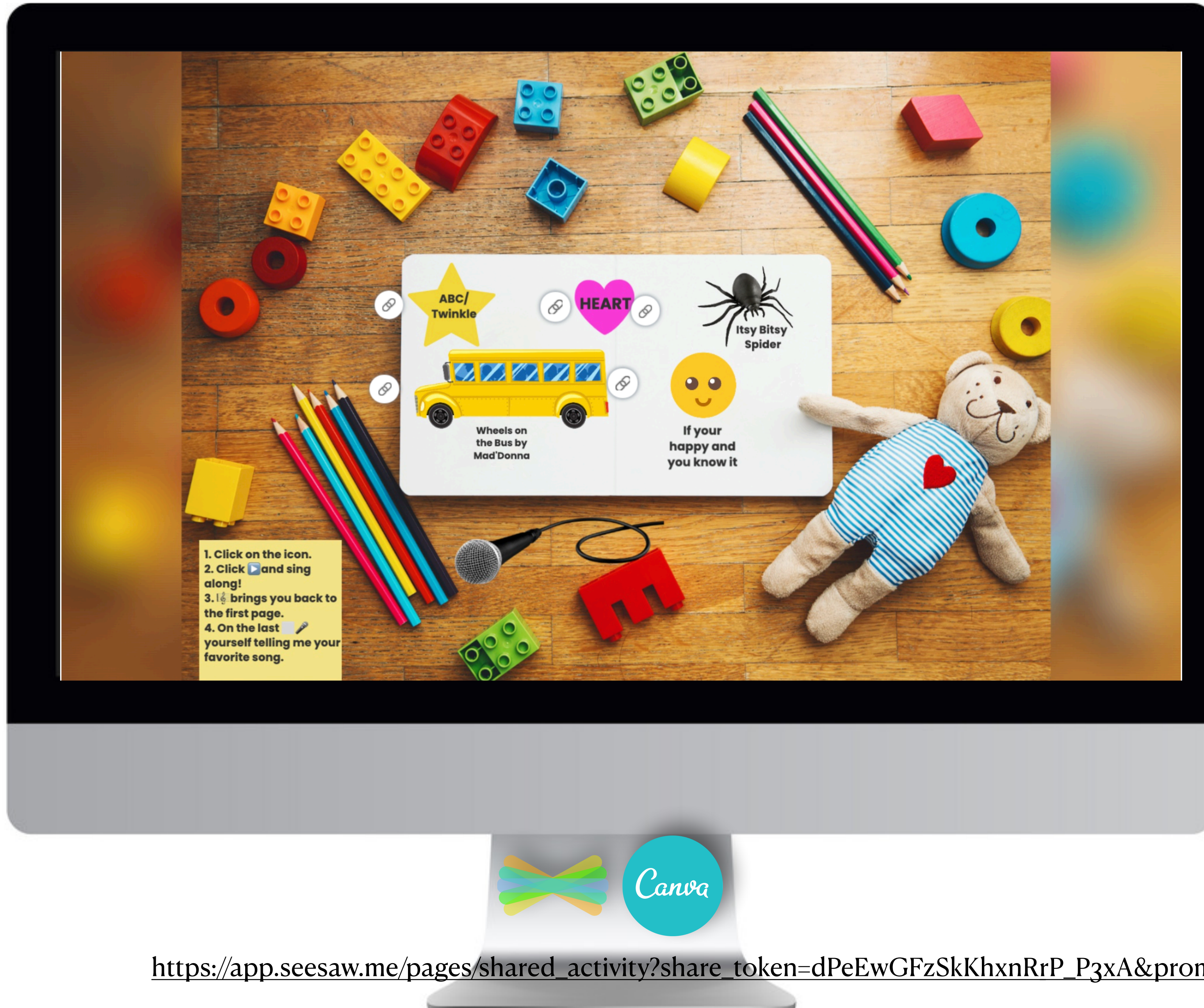
<https://www.youtube.com/watch?v=qGhIJScTujQ>



+ Add Template for Student Responses



Activity Library - Choice Board Created within Seesaw that Links out to Various Videos




https://app.seesaw.me/pages/shared_activity?share_token=dPeEwGFzSkKxhnRrP_P3xA&prompt_id=prompt.2d2e49d2-d206-49f8-a684-bcde66cbdd3d

FAQ




**How did you get the
Mad'Donna video into Seesaw?**


**Is there a benefit of uploading a
video directly instead of
linking out to another website?**



FAQ




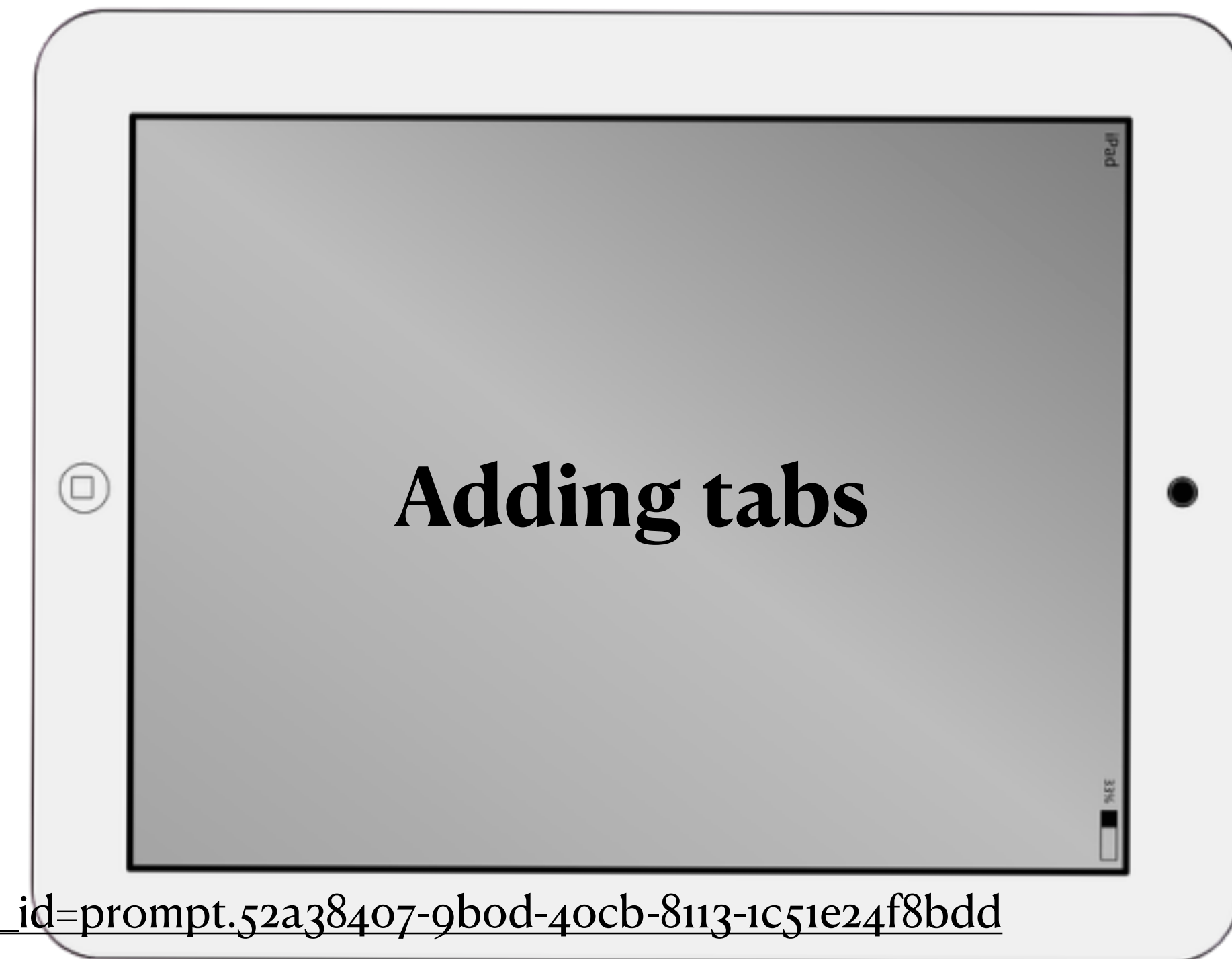
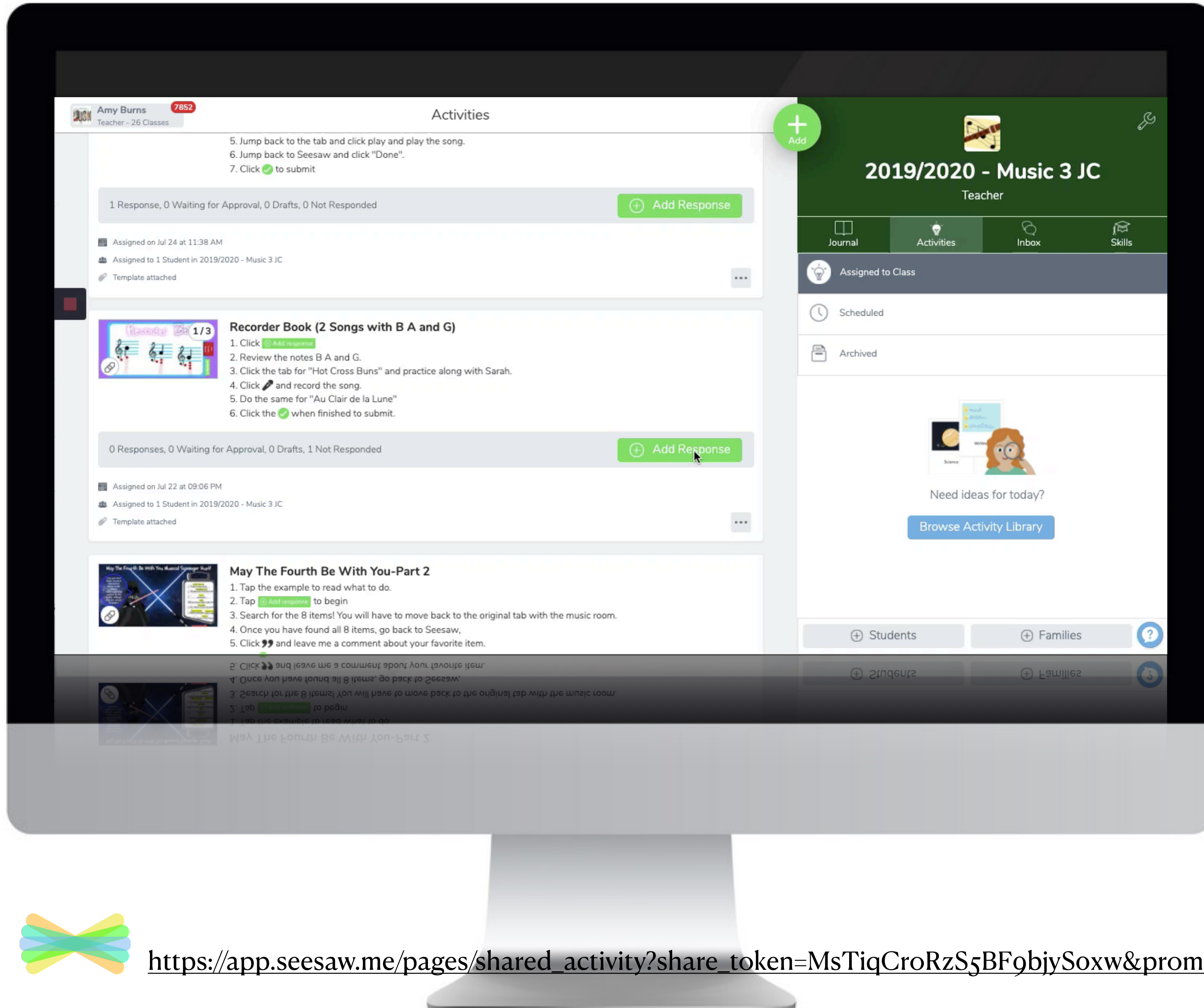
**What is the benefit
of creating the
activity inside of
Seesaw?**



Activity Library-How to Screen Record in Seesaw

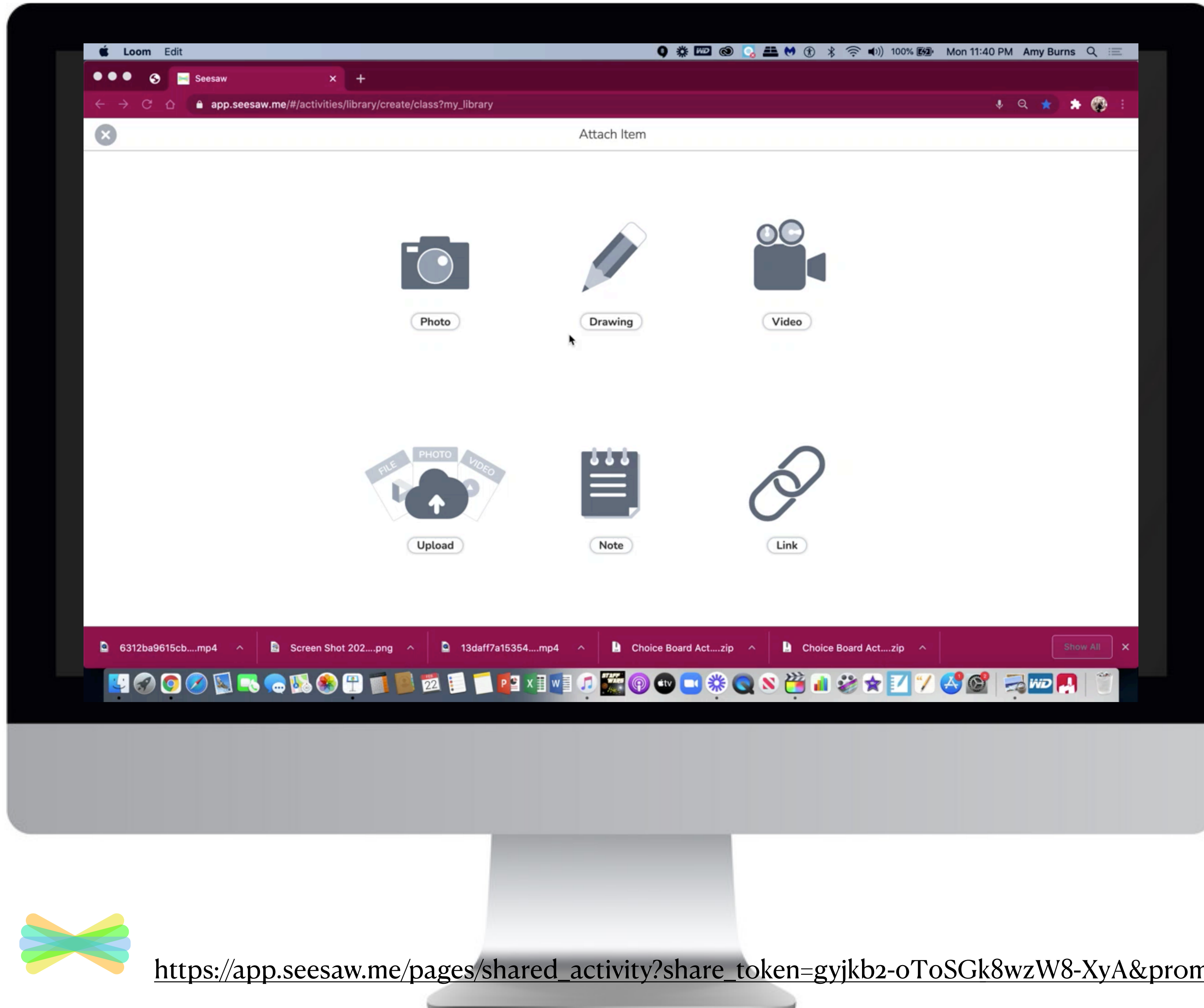


Activities - Adding Tabs




https://app.seesaw.me/pages/shared_activity?share_token=MsTiqCroRzS5BF9bjySoxw&prompt_id=prompt.52a38407-9bod-40cb-8113-1c51e24f8bdd

Activities - How to Make Tabs



Follow Kris Szajner!

<https://twitter.com/KSzajner>



https://app.seesaw.me/pages/shared_activity?share_token=gyjkb2-oToSGk8wzW8-XyA&prompt_id=prompt.a9ceffe-5777-4a28-a29c-95170259e846

Activities - Adding Tabs

1. Go to the  and performing rhythm #1. Press .

2. Go to  and performing rhythm #2. Press .


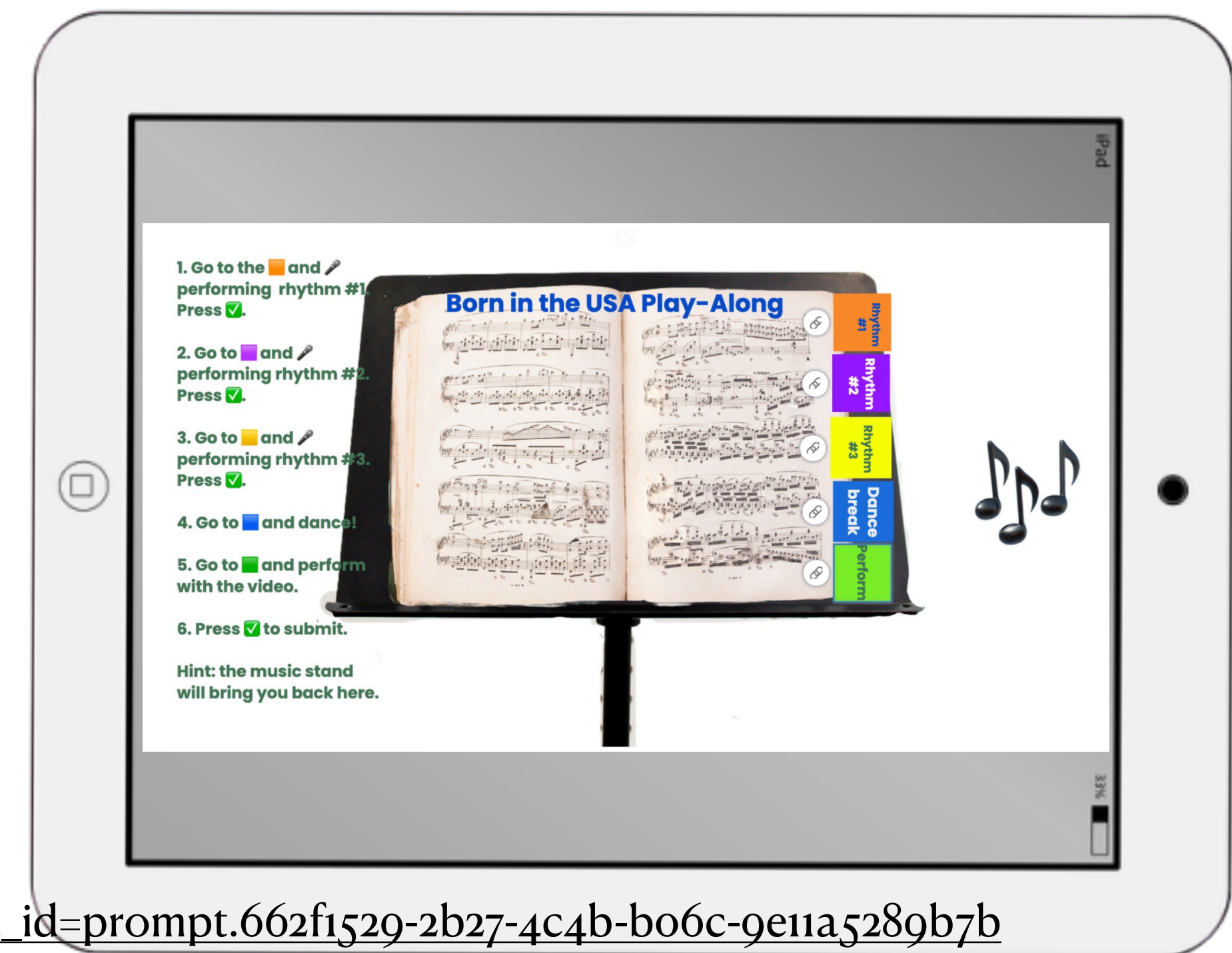
3. Go to  and performing rhythm #3. Press .

4. Go to  and dance!


5. Go to  and perform with the video.

6. Press  to submit.

Hint: the music stand will bring you back here.

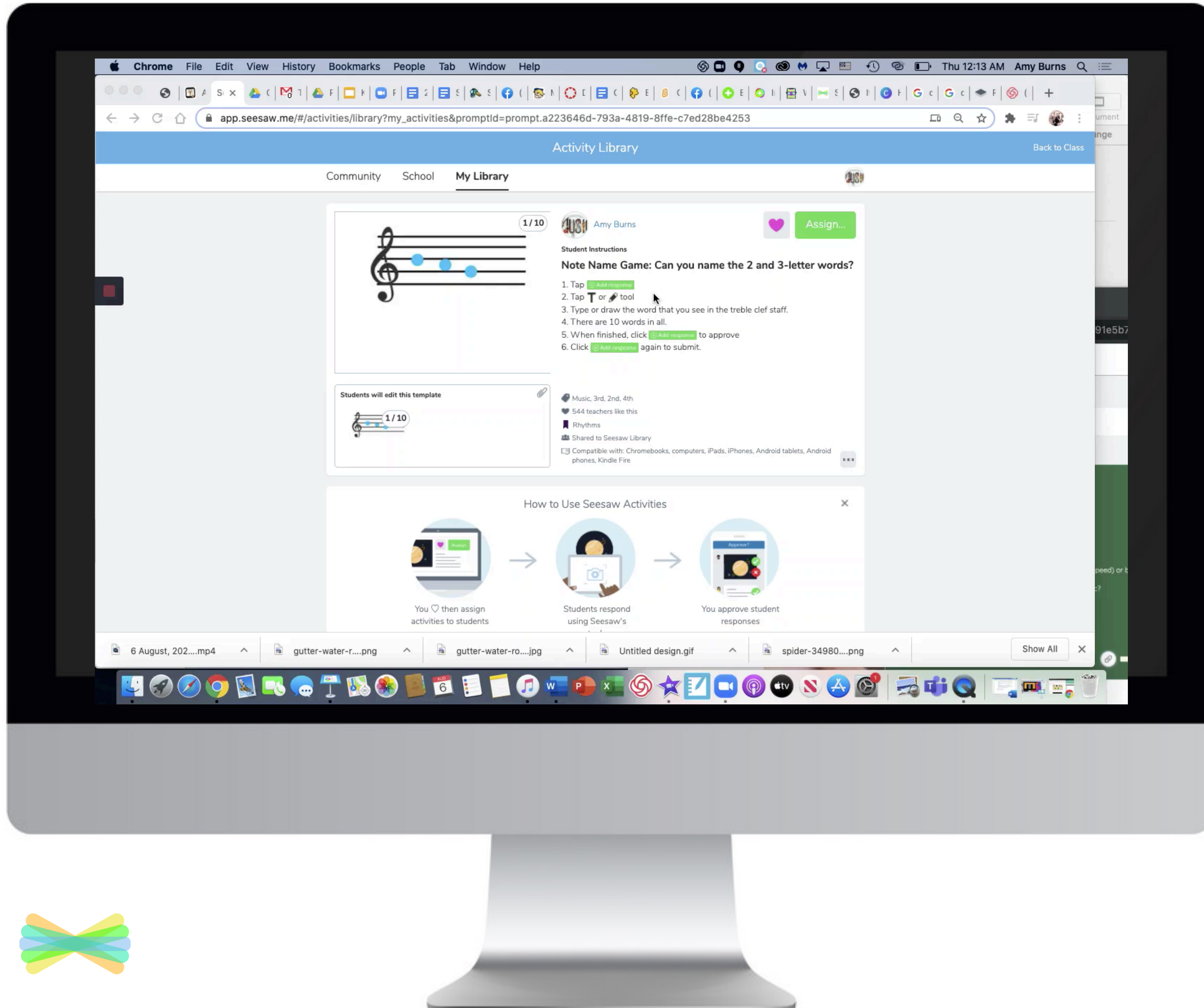


Activities - Adding Tabs




https://app.seesaw.me/pages/shared_activity?share_token=VxLyEckUOUScHuGyc7wUKQ&prompt_id=prompt.345fe5b6-5d64-4cb8-bfob-349267320b8d


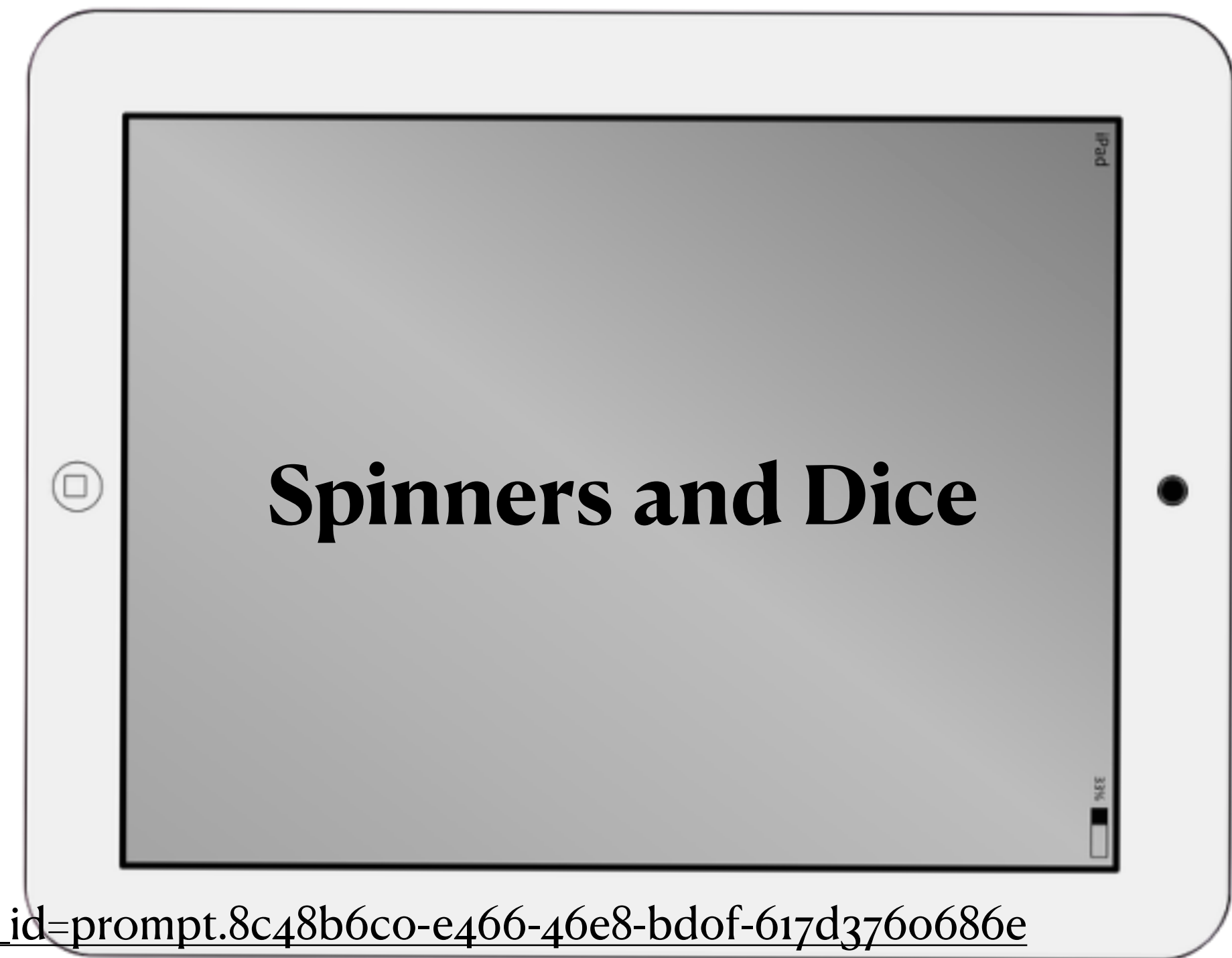
Activity Library



- How to create an escape game from linking to other pages...


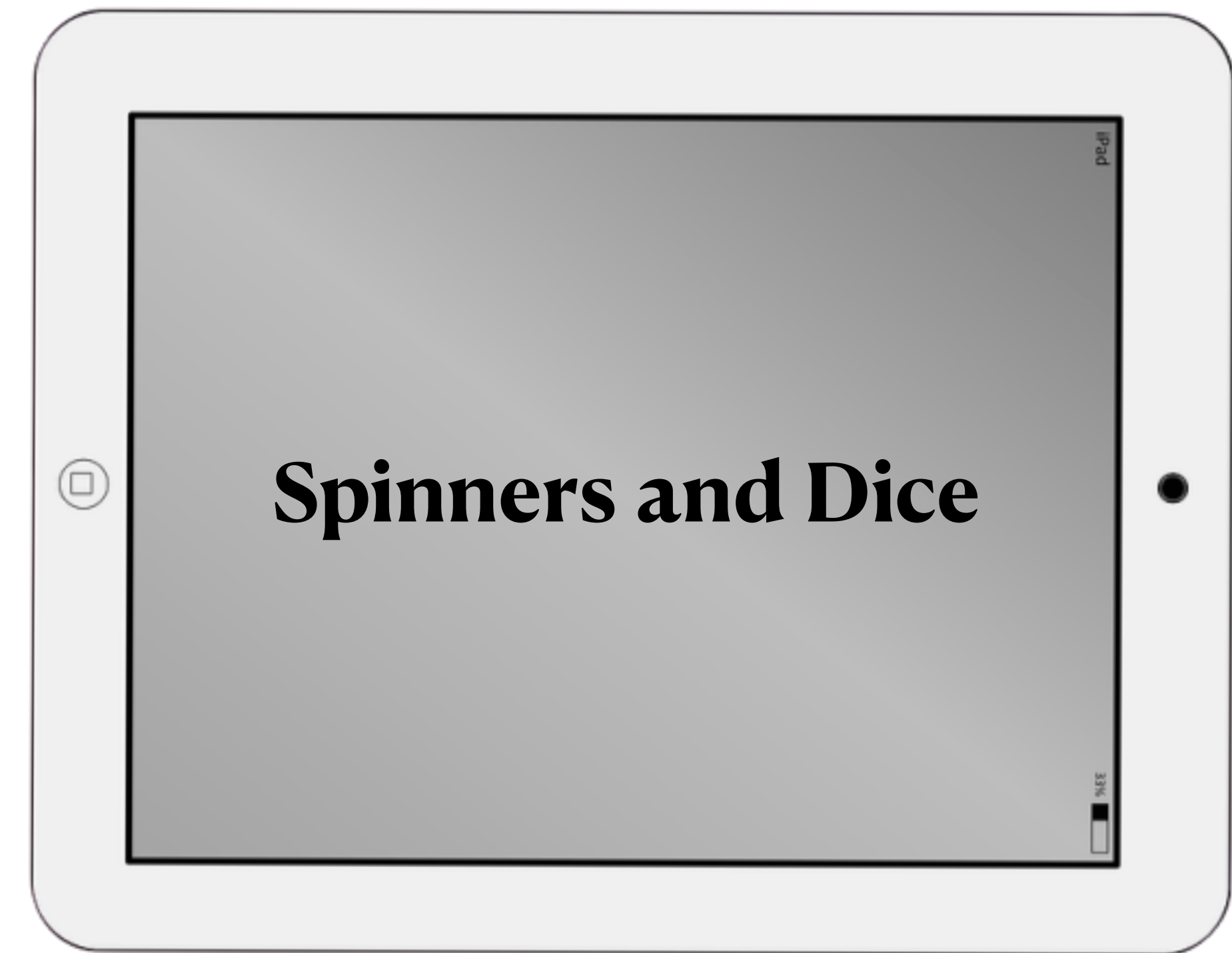
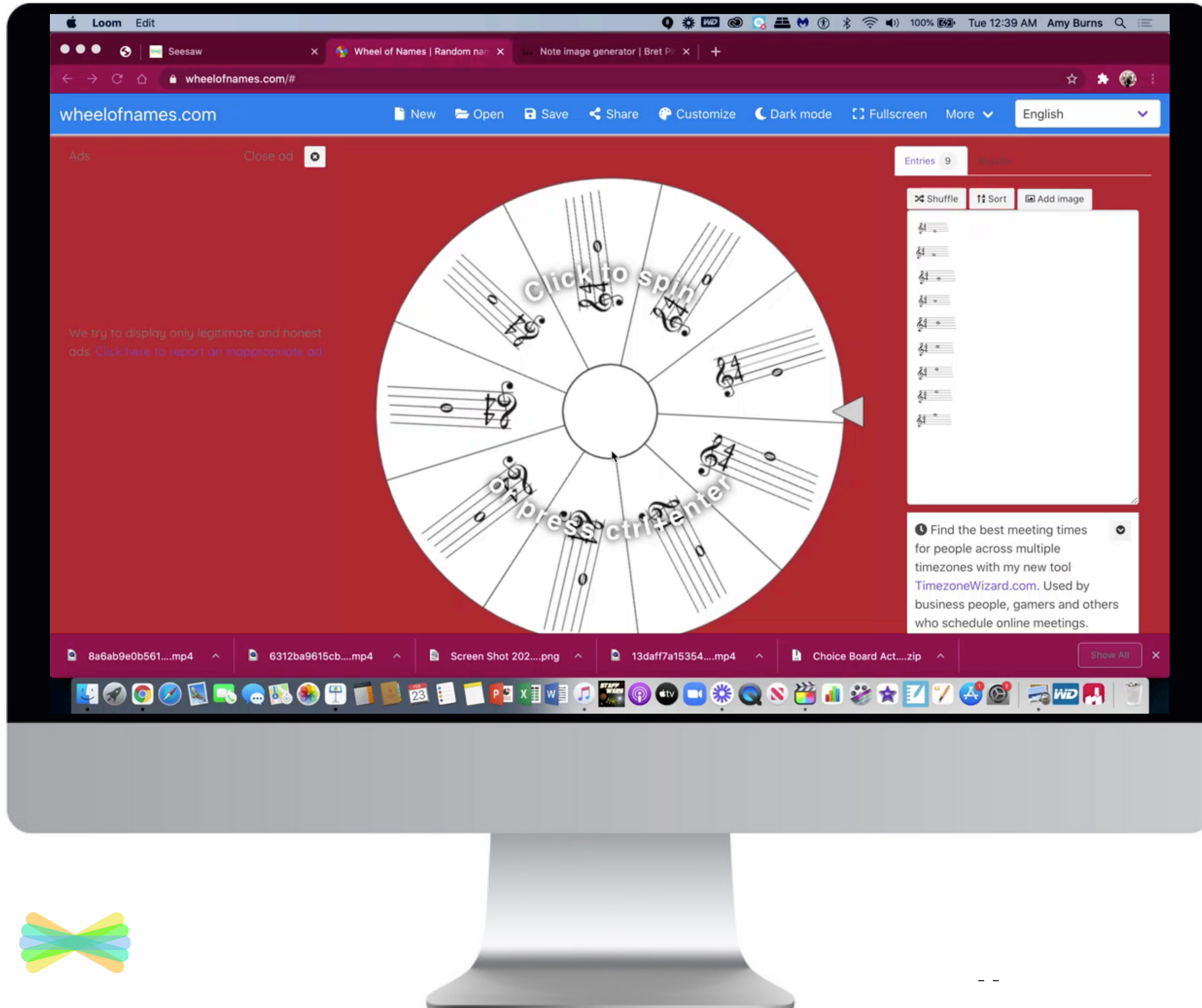


Activities - Embedding Spinners and Dice


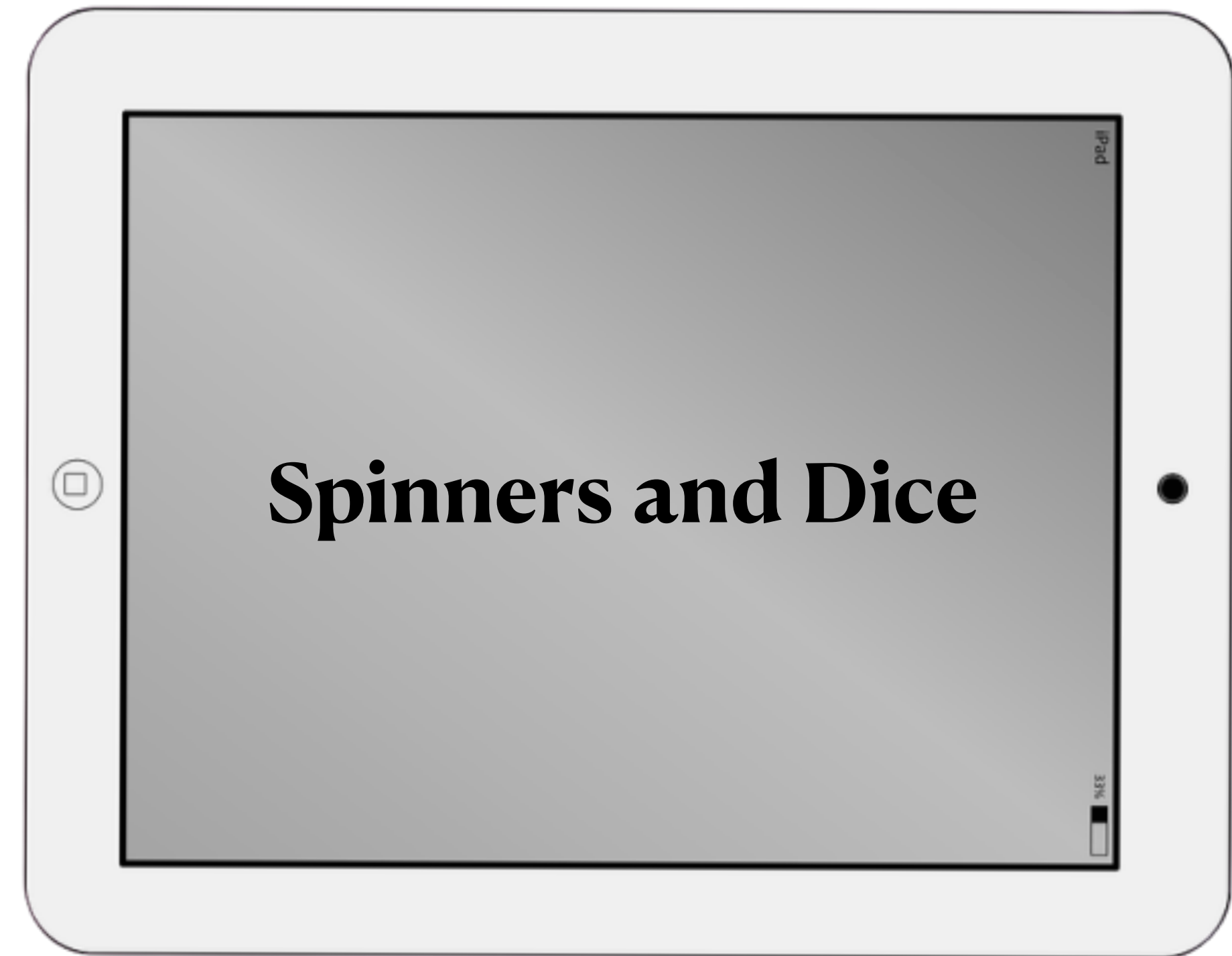
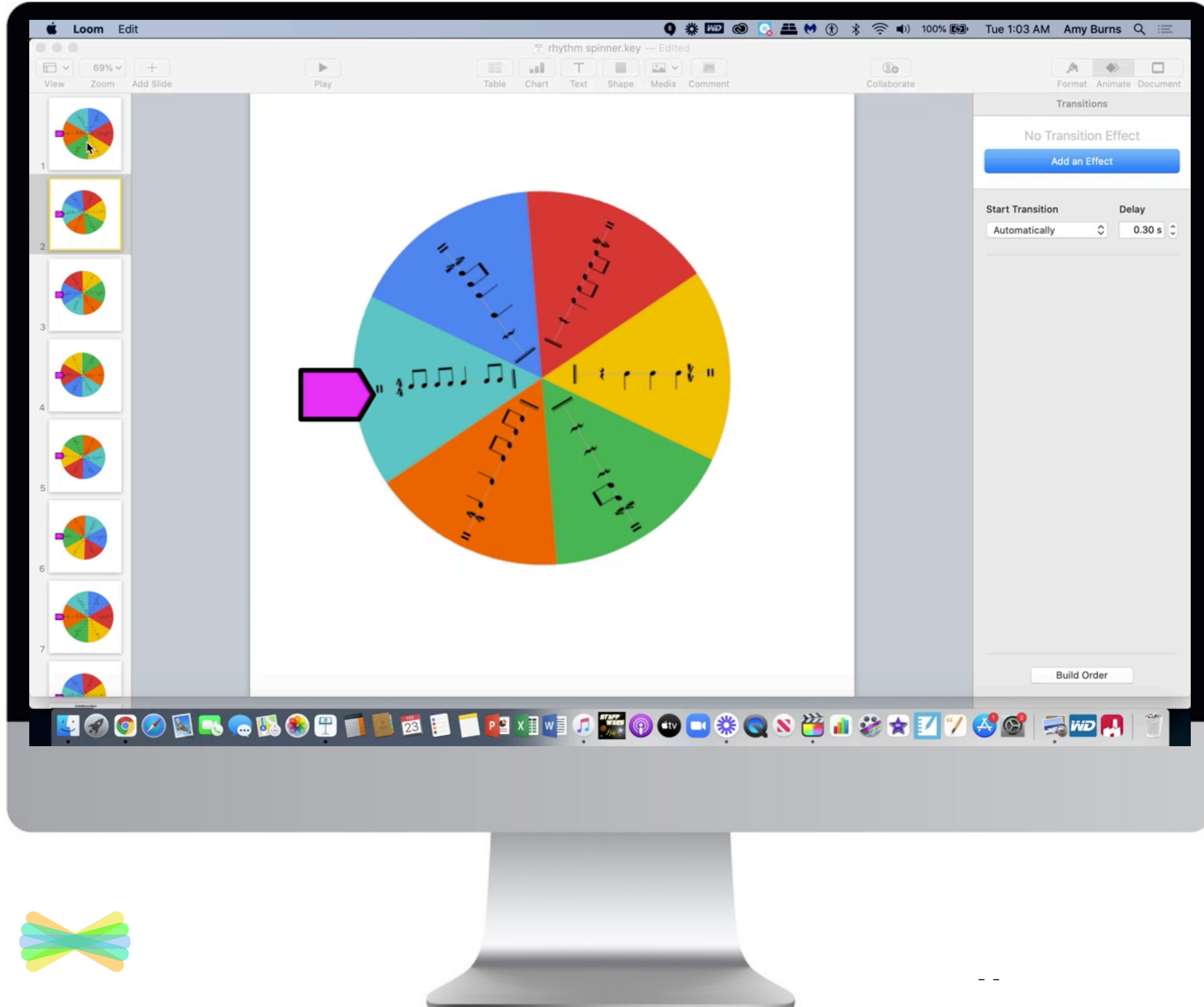


https://app.seesaw.me/pages/shared_activity?share_token=DXiS3sEmTCiYI-1LeJ6E-Q&prompt_id=prompt.8c48b6co-e466-46e8-bdof-617d3760686e


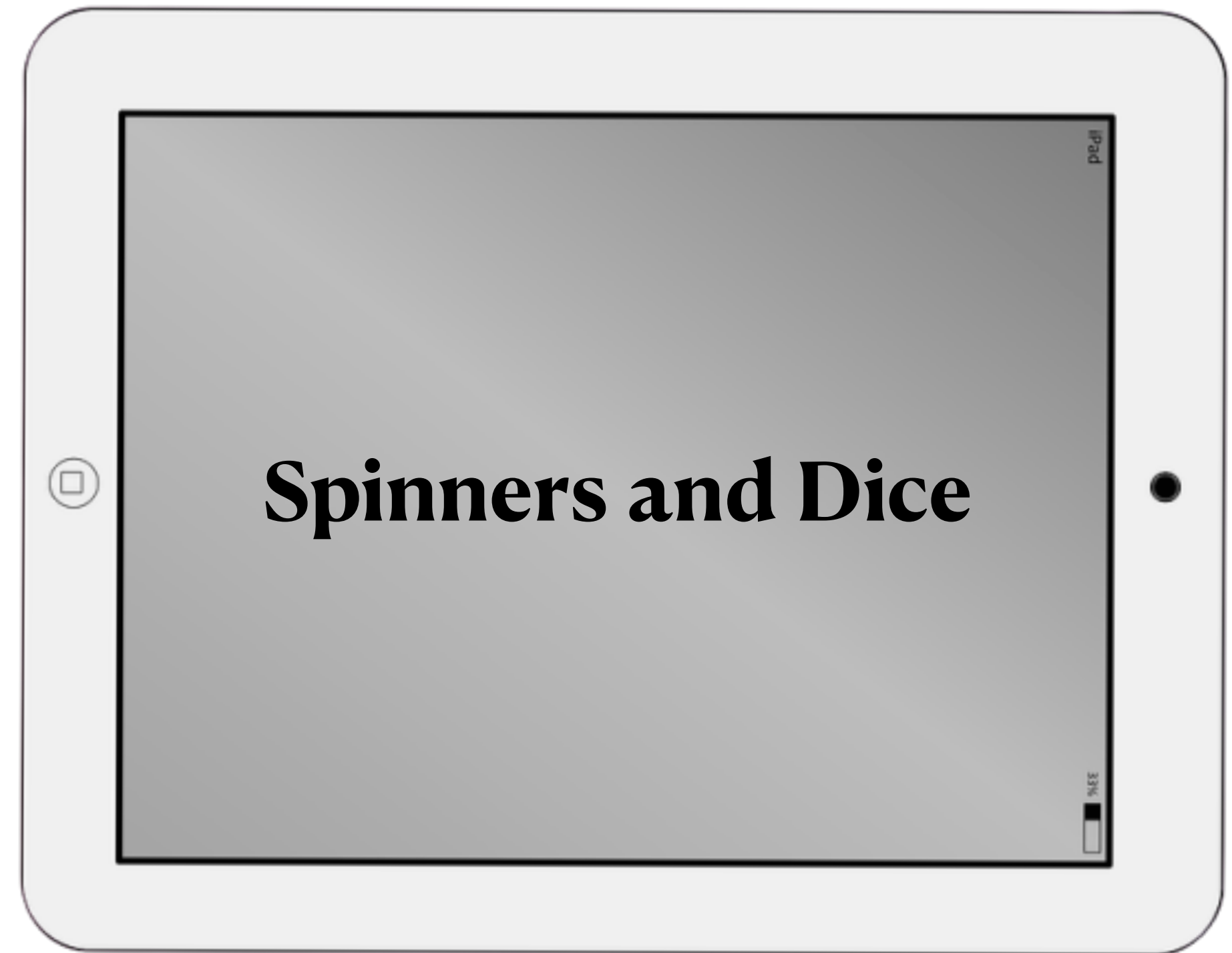
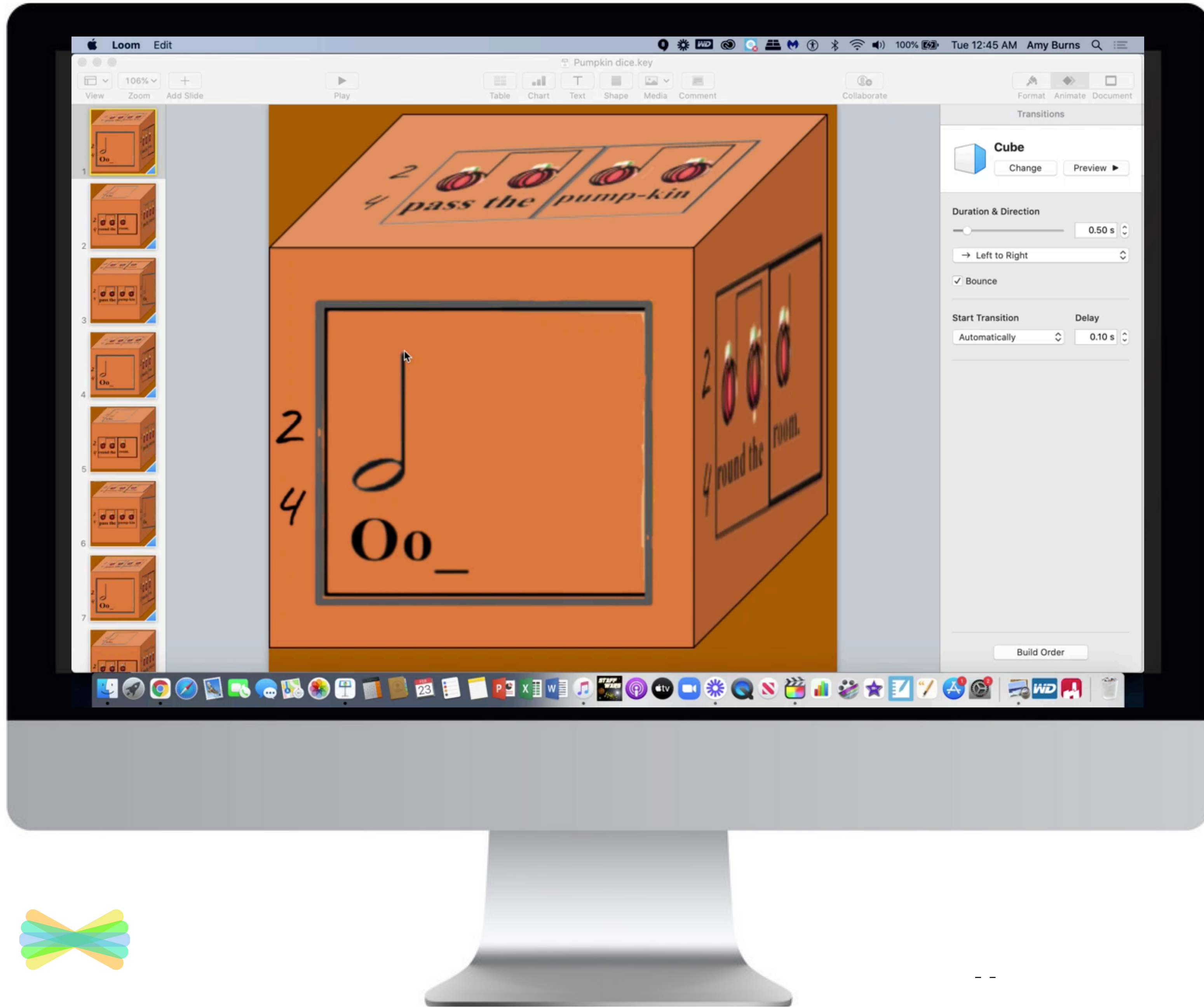
Activities - Embedding Spinners and Dice - The Simple Method



Activities - Embedding Spinners and Dice - The Complex Method




Activities - Embedding Spinners and Dice - The Complex Method


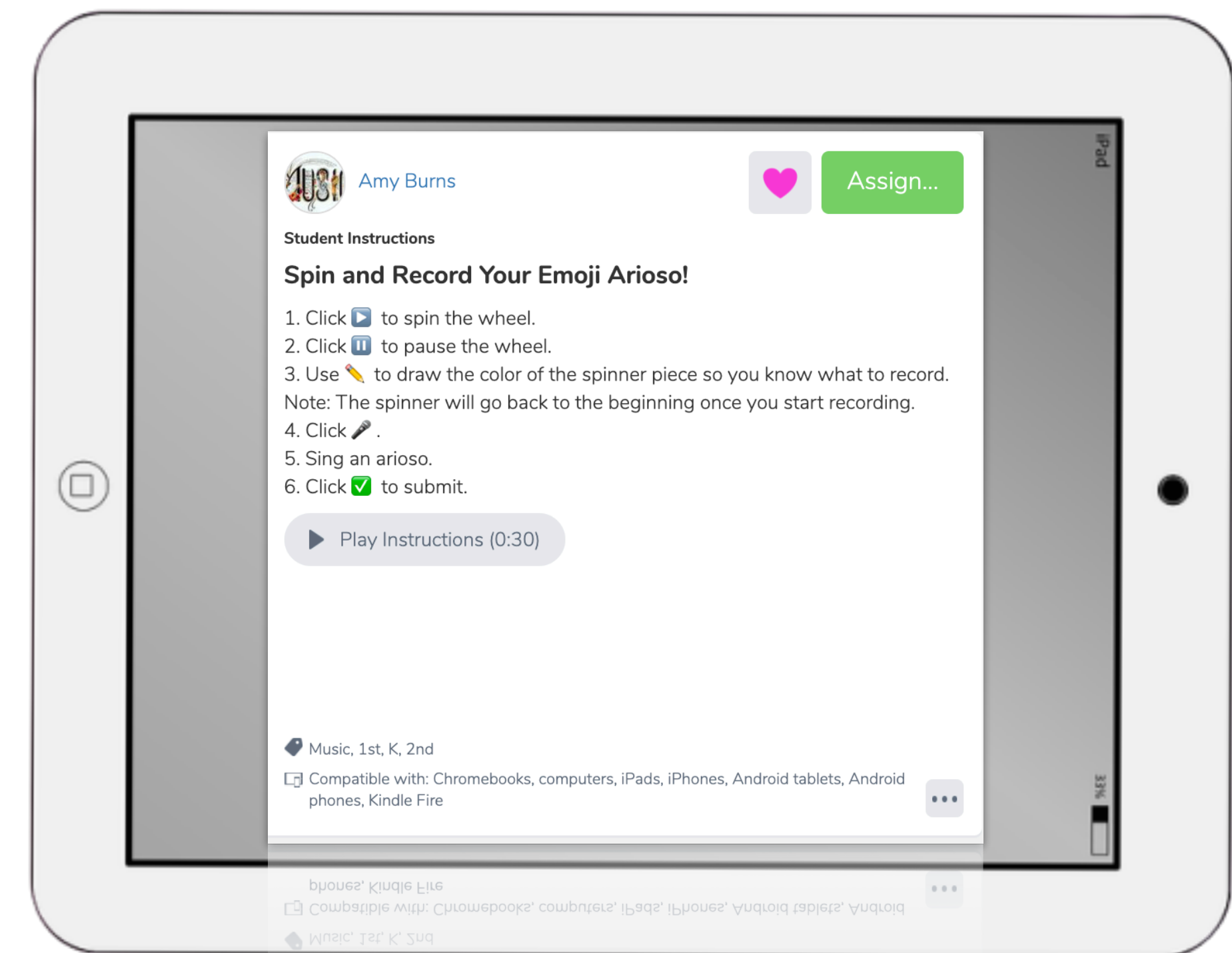


Activities to share

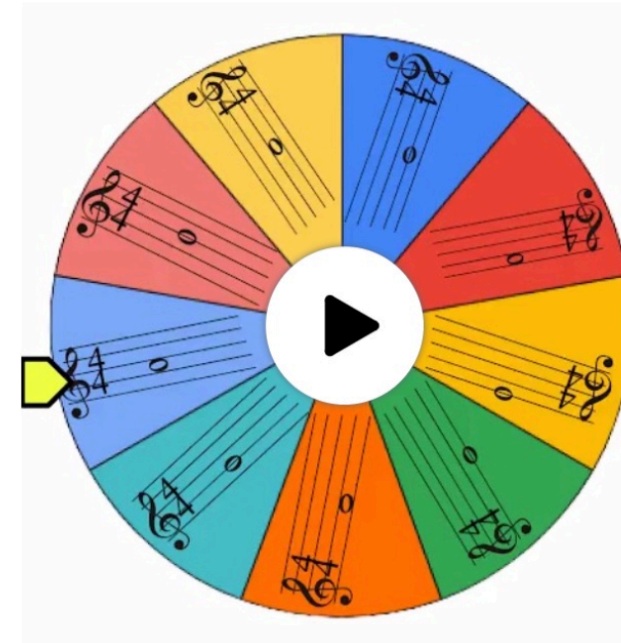
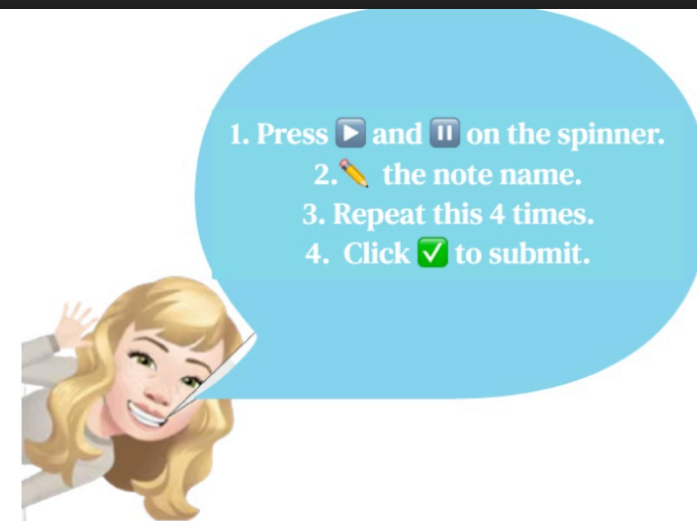
1. Click ▶ to spin the wheel.
2. Click ⏸ to pause the wheel.
3. Use 🖍 to draw the color of the spinner piece.
4. Click 🎤 .
5. Sing an arioso.
6. Click ✅ to submit.



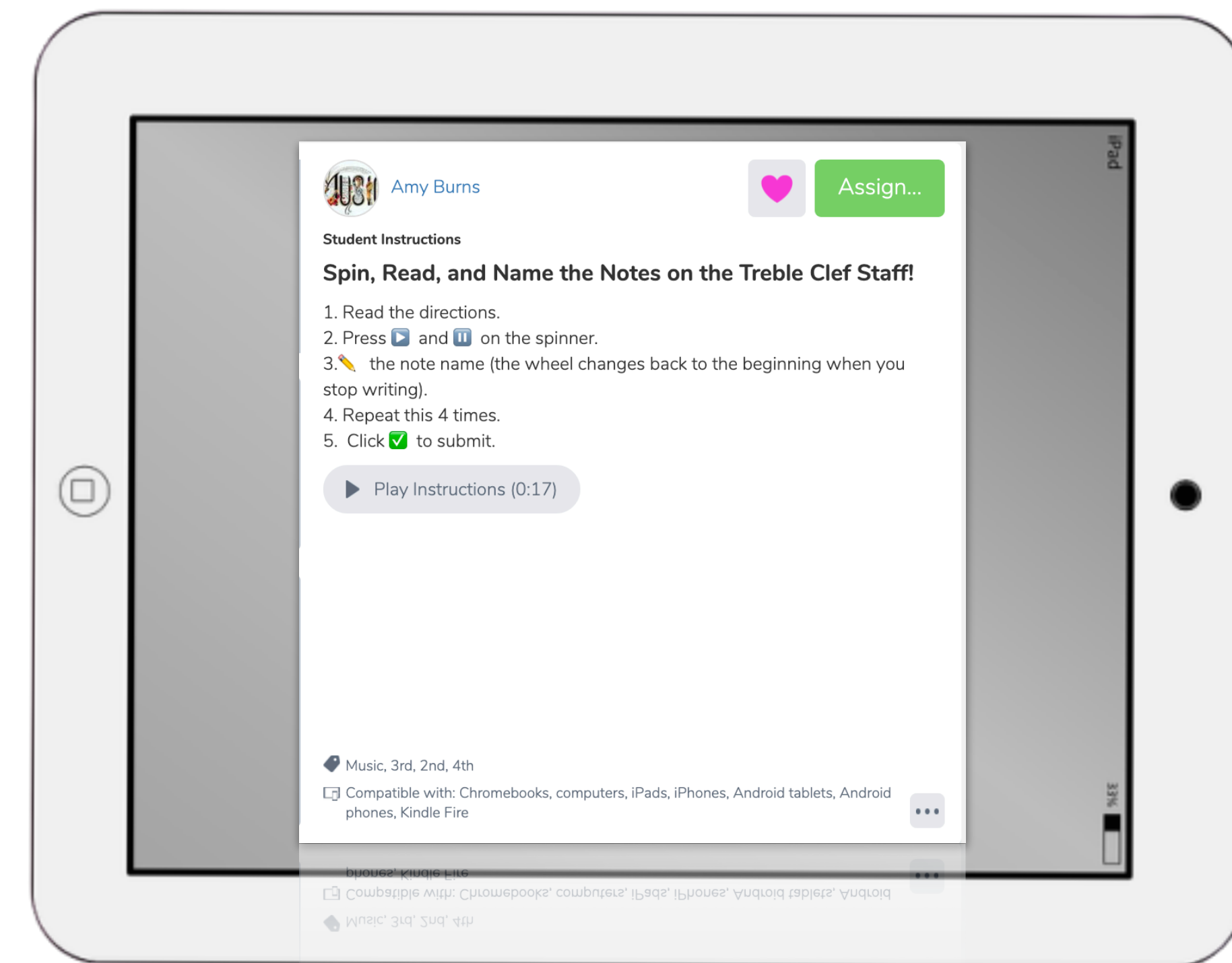

https://app.seesaw.me/pages/shared_activity?share_token=wgZZCZjuSI-oM7WNRfP1GA&prompt_id=prompt.6f7ab2ad-4100-4c2d-8644-49ef490cod4a



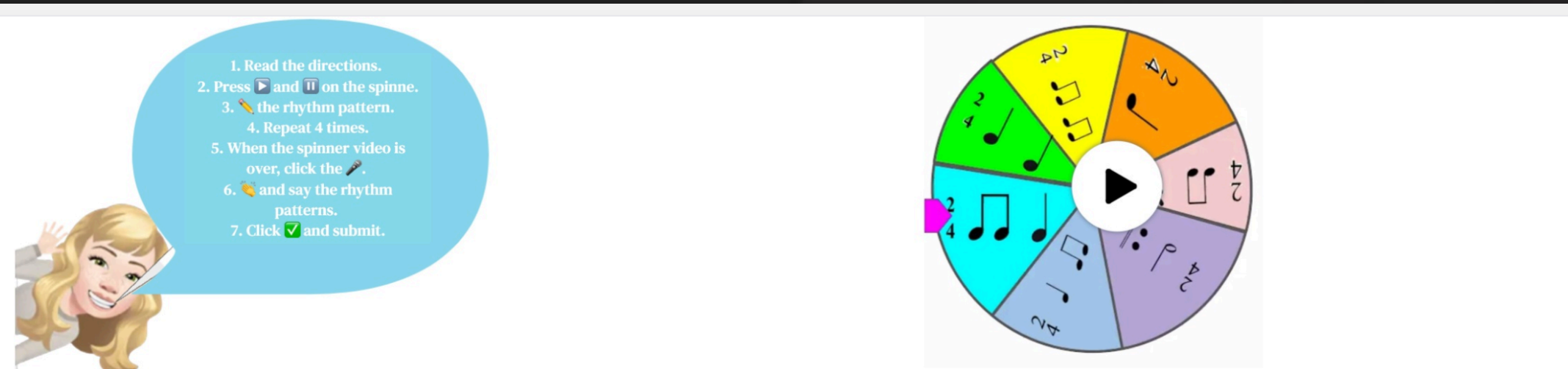
Activities to share









[https://app.seesaw.me/pages/shared_activity?
share_token=421Z66AkRwCzjfw4Eh7lLg&prompt_id=prompt.1cb6fcde-
b787-4782-a1b6-b5a3aco8c997](https://app.seesaw.me/pages/shared_activity?share_token=421Z66AkRwCzjfw4Eh7lLg&prompt_id=prompt.1cb6fcde-b787-4782-a1b6-b5a3aco8c997)

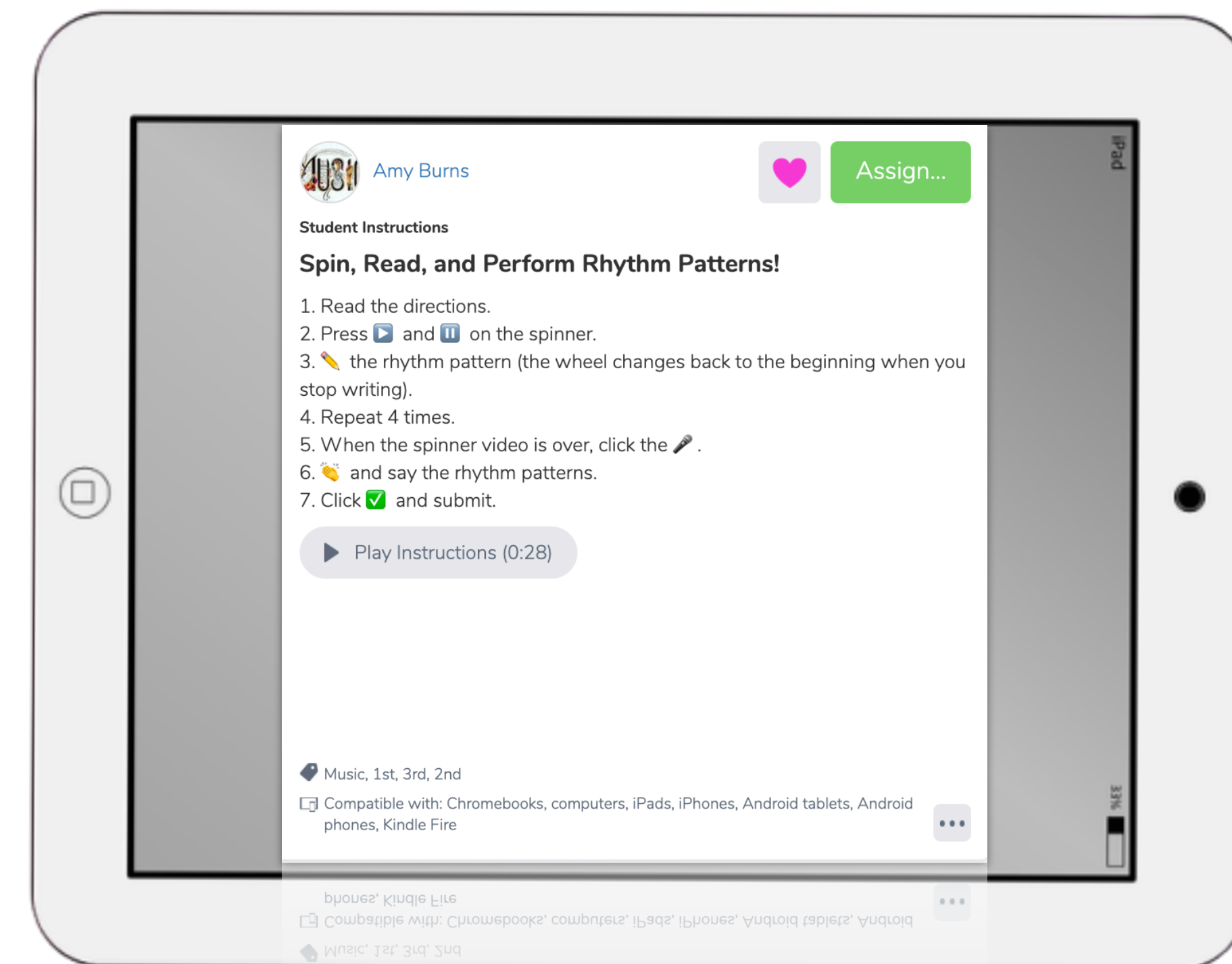




Activities to share



1. Read the directions.
2. Press  and  on the spinner.
3.  the rhythm pattern.
4. Repeat 4 times.
5. When the spinner video is over, click the .
6.  and say the rhythm patterns.
7. Click  and submit.







[https://app.seesaw.me/pages/shared_activity?
share_token=421Z66AkRwCzjfw4Eh7lLg&prompt_id=prompt.1cb6fcde-
b787-4782-a1b6-b5a3aco8c997](https://app.seesaw.me/pages/shared_activity?share_token=421Z66AkRwCzjfw4Eh7lLg&prompt_id=prompt.1cb6fcde-b787-4782-a1b6-b5a3aco8c997)





 Amy Burns  [Assign...](#)


Student Instructions


Spin, Read, and Perform Rhythm Patterns!

1. Read the directions.
2. Press  and  on the spinner.
3.  the rhythm pattern (the wheel changes back to the beginning when you stop writing).
4. Repeat 4 times.
5. When the spinner video is over, click the .
6.  and say the rhythm patterns.
7. Click  and submit.

 Play Instructions (0:28)

 Music, 1st, 3rd, 2nd

 Compatible with: Chromebooks, computers, iPads, iPhones, Android tablets, Android phones, Kindle Fire



Activities to share

Pumpkin Pass

Read the directions:

1. Press the 🖱️ tool below.
2. Review the song on page 2.
3. Review the Orffestration on page 3.

Note: there is a virtual xylophone on pages 2 and 3 to play the melody or parts (credit to Brent Geyer for the xylophone created on Scratch).

4. Create a rhythm composition on page 4 by rolling the 🎲 and dragging the patterns to the boxes.
5. Use the 🎤 to record your new composition.
6. Click ✅ to approve and submit.


Song

Orffestration

Composition Activity

[https://app.seesaw.me/pages/shared_activity?](https://app.seesaw.me/pages/shared_activity?share_token=ZvOWWfipSMSfT3jU_oDhsw&prompt_id=prompt.27d94e38-dd13-45c4-89cf-18e0a01da9a9)

[share_token=ZvOWWfipSMSfT3jU_oDhsw&prompt_id=prompt.27d94e38-dd13-45c4-89cf-18e0a01da9a9](https://app.seesaw.me/pages/shared_activity?share_token=ZvOWWfipSMSfT3jU_oDhsw&prompt_id=prompt.27d94e38-dd13-45c4-89cf-18e0a01da9a9)

 Amy Burns



Assign...

Student Instructions

Pumpkin Pass: Composition Activity


1. Press the 🖱️ tool.
 2. Review the song on page 2.
 3. Review the Orffestration on page 3.
- Note: there is a virtual xylophone on pages 2 and 3 to play the melody or parts (credit to Brent Geyer for the xylophone created on Scratch).
4. Create a rhythm composition on page 4 by rolling the 🎲 and dragging the patterns to the boxes.
 5. Use the 🎤 to record your new composition.
 6. Click ✅ to approve and submit.

📌 Music, 3rd, 2nd, 4th

♥️ 15 teachers like this

👤 Shared to Seesaw Library

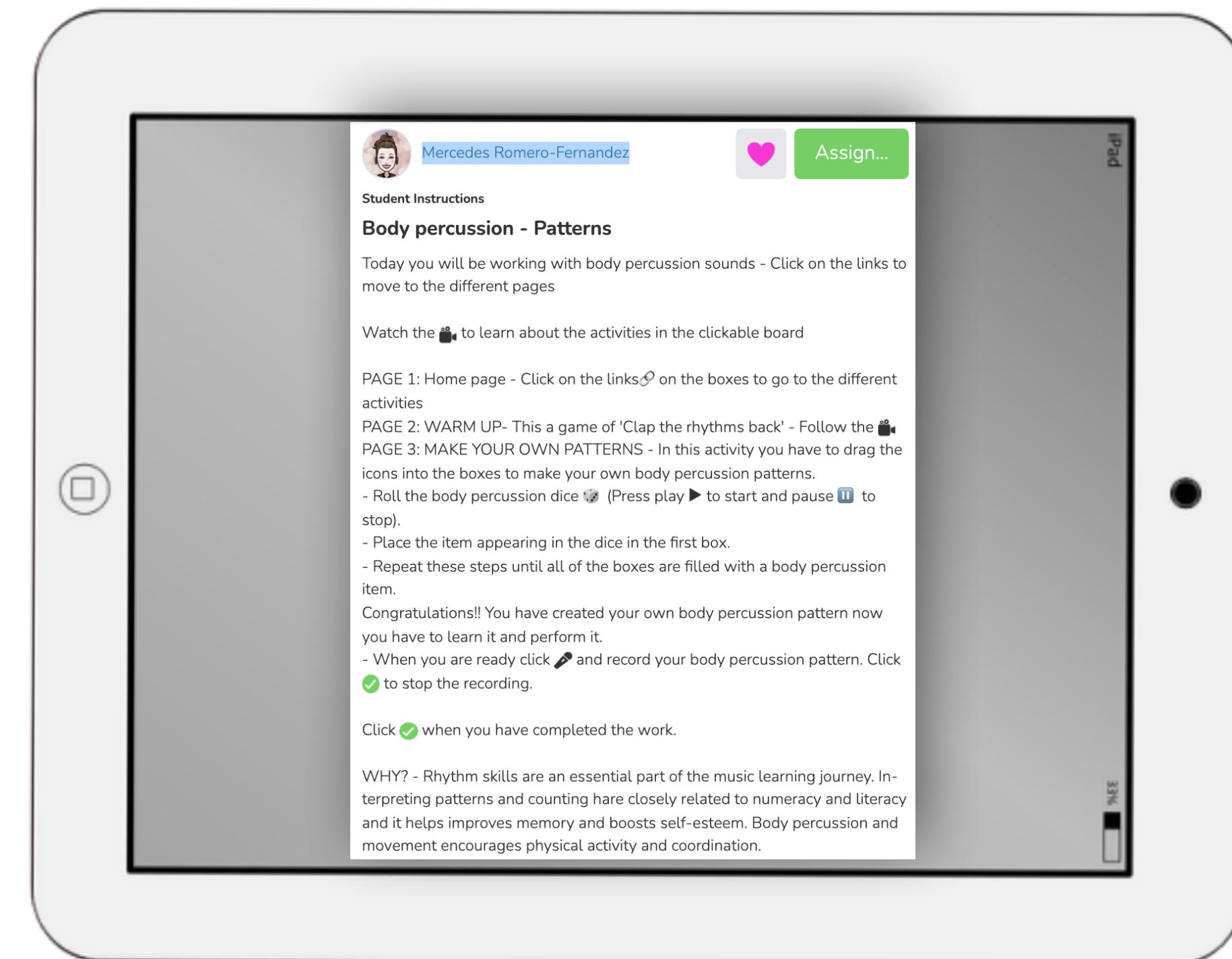
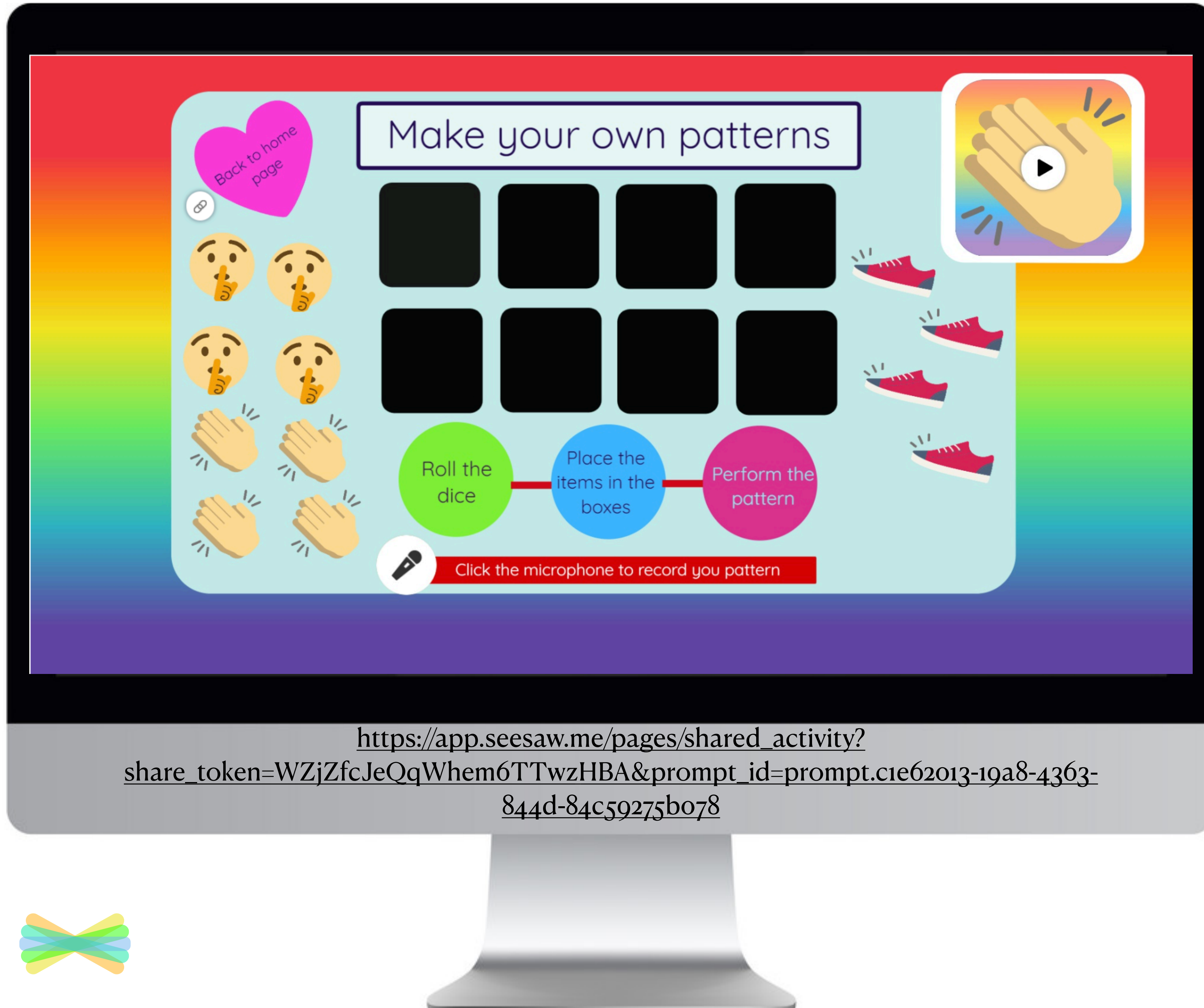
📱 Compatible with: Chromebooks, computers, iPads, iPhones, Android tablets, Android phones, Kindle Fire



Activities to share

Created by


Mercedes Romero-Fernandez



[https://app.seesaw.me/pages/shared_activity?](https://app.seesaw.me/pages/shared_activity?share_token=WZjZfcJeQqWhem6TTwzHBA&prompt_id=prompt.c1e62013-19a8-4363-844d-84c59275b078)

[share_token=WZjZfcJeQqWhem6TTwzHBA&prompt_id=prompt.c1e62013-19a8-4363-](https://app.seesaw.me/pages/shared_activity?share_token=WZjZfcJeQqWhem6TTwzHBA&prompt_id=prompt.c1e62013-19a8-4363-844d-84c59275b078)

[844d-84c59275b078](https://app.seesaw.me/pages/shared_activity?share_token=WZjZfcJeQqWhem6TTwzHBA&prompt_id=prompt.c1e62013-19a8-4363-844d-84c59275b078)


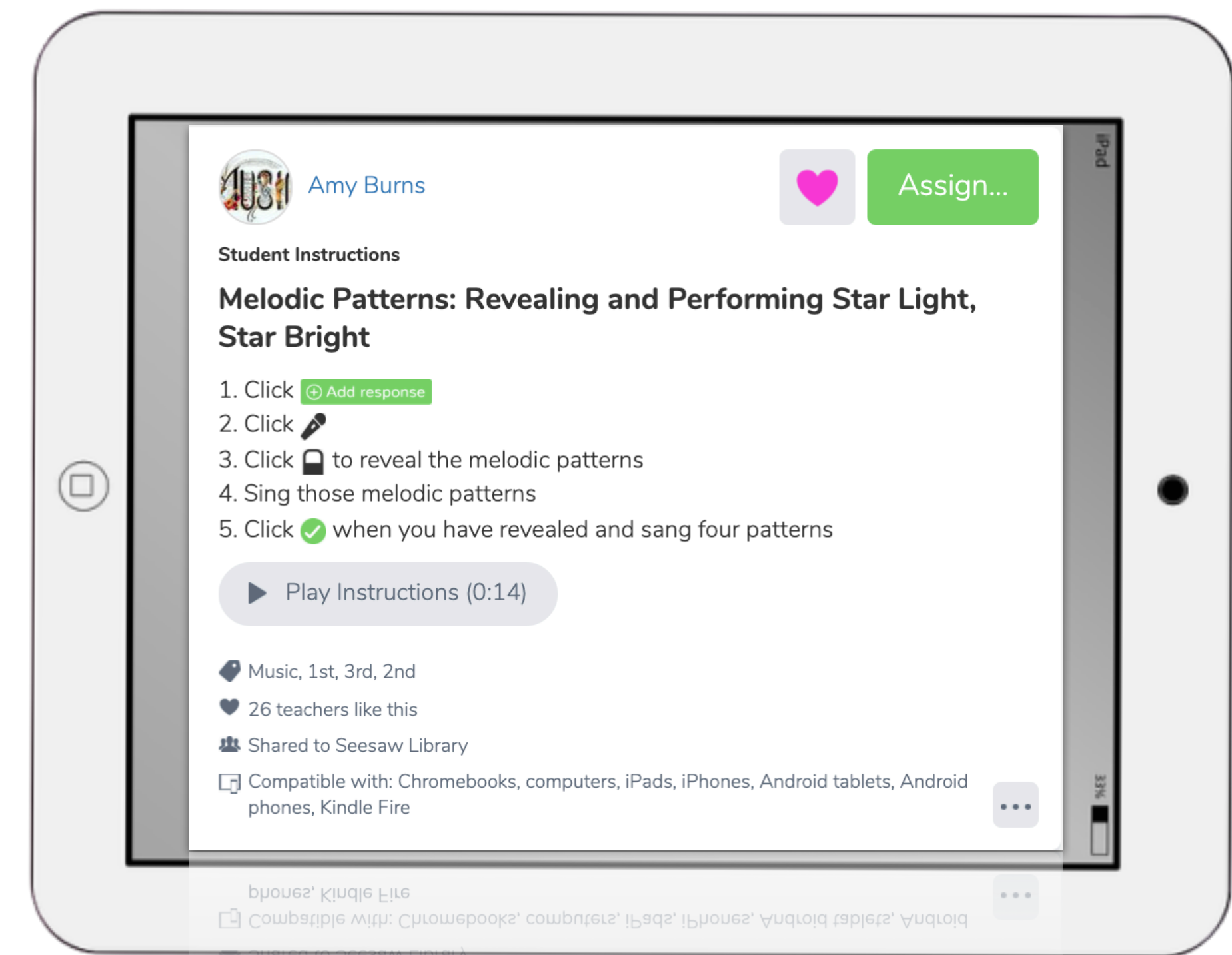


Activities to share


Melodic Patterns: Revealing and Performing Star Light, Star Bright



[https://app.seesaw.me/pages/shared_activity?
share_token=99VrOgEsTxKffx5MPRsGLO&prompt_id=prompt.f558ffdf-1c2d-4b
b3-ac3a-27b26375848e](https://app.seesaw.me/pages/shared_activity?share_token=99VrOgEsTxKffx5MPRsGLO&prompt_id=prompt.f558ffdf-1c2d-4bb3-ac3a-27b26375848e)

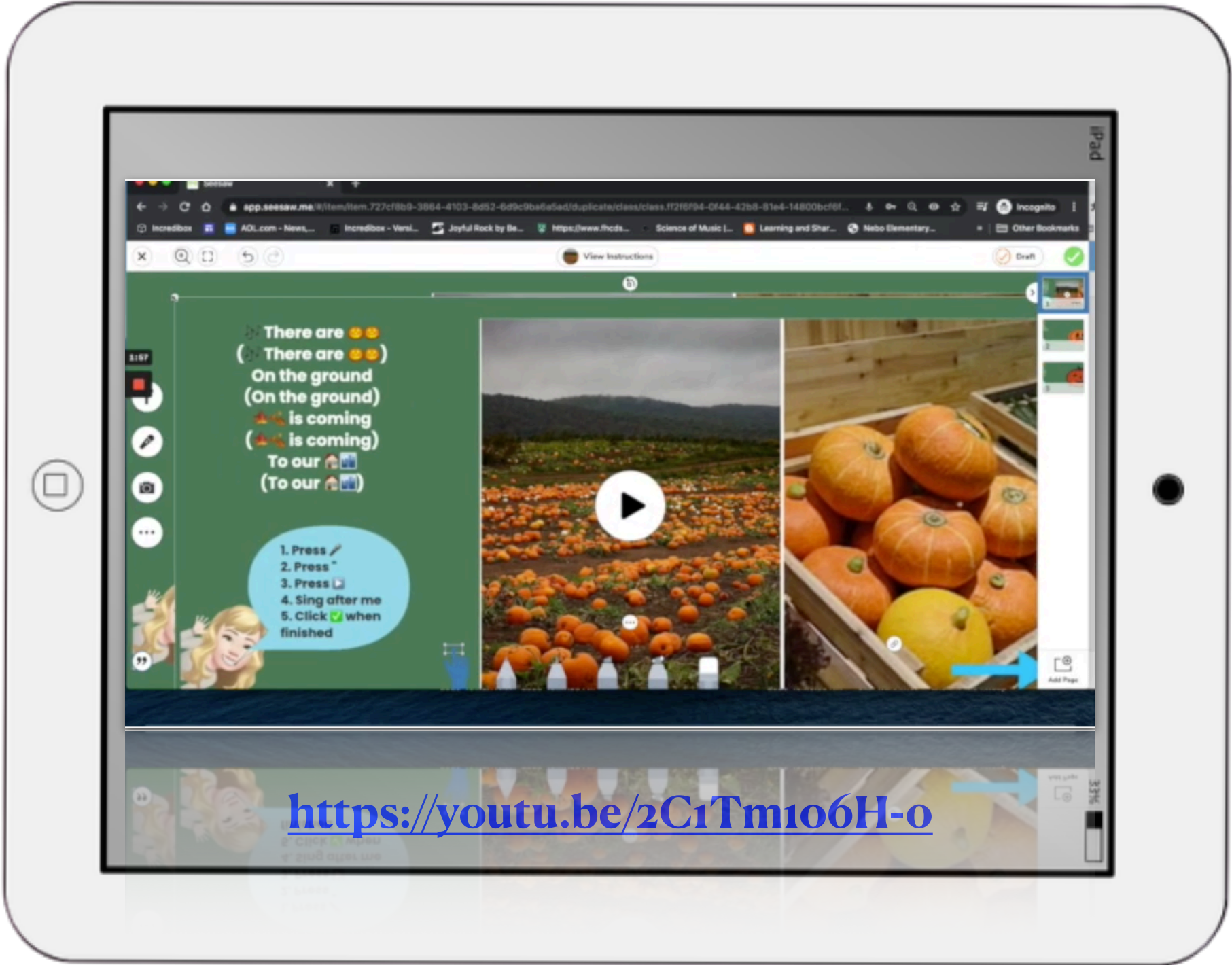


Can I place an accompaniment on the screen and have the students record with that accompaniment?



Show the 3 ways...

Can I place an accompaniment on the screen and have the students record with that accompaniment?

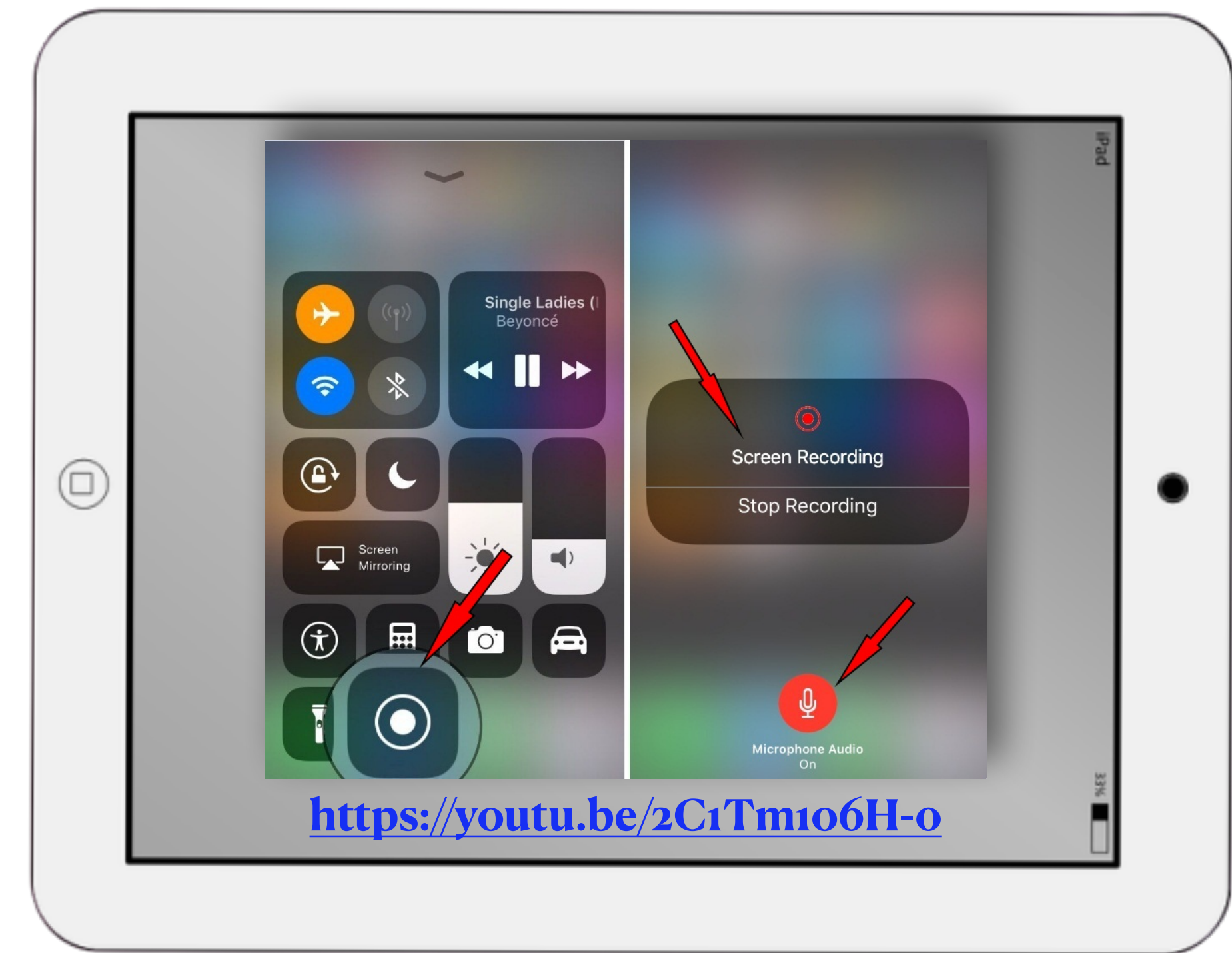


Show the 3 ways...

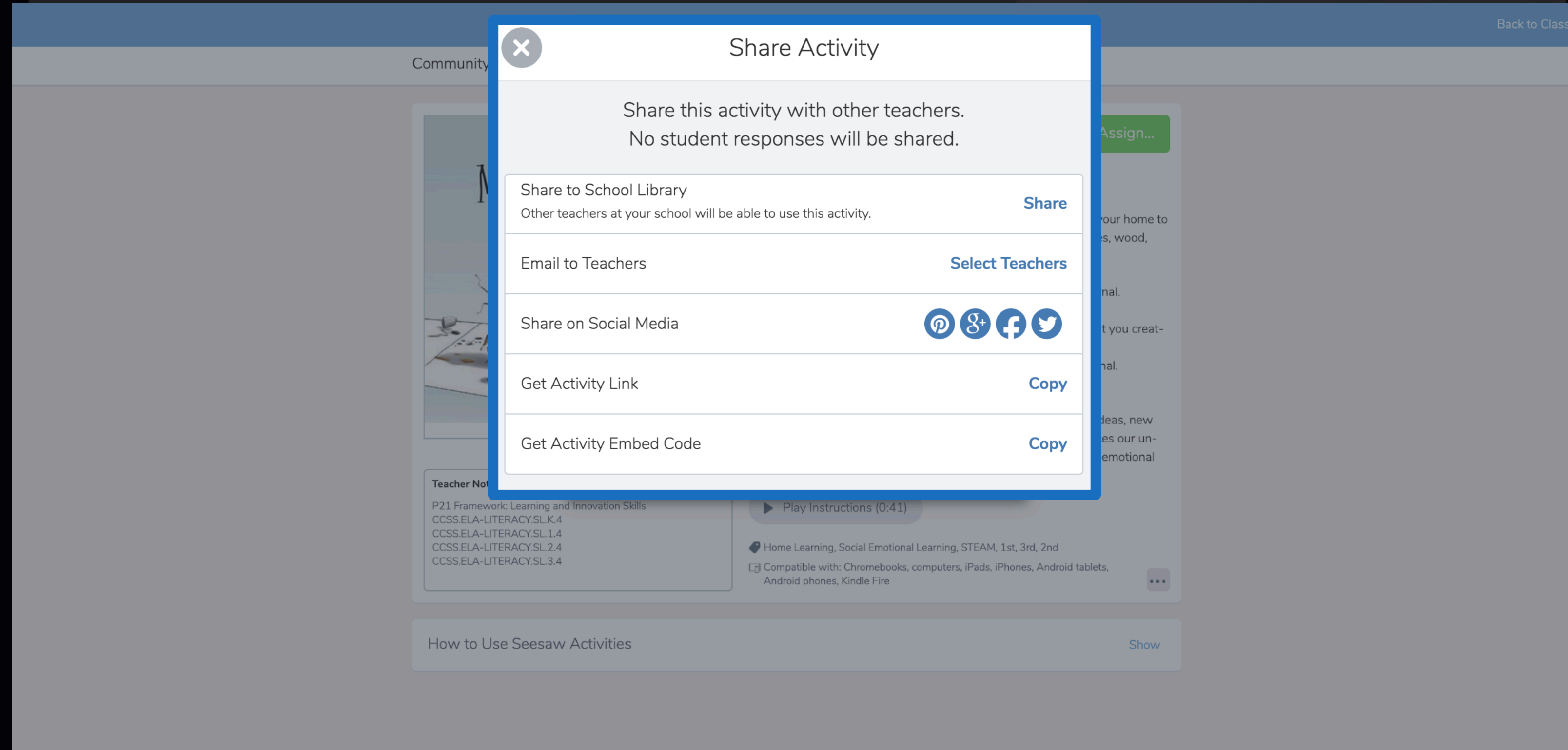
Does this work
on iOS devices?



<https://www.howtoisolve.com/enable-screen-recording-in-ios-11-on-iphone/>



Sharing an Activity

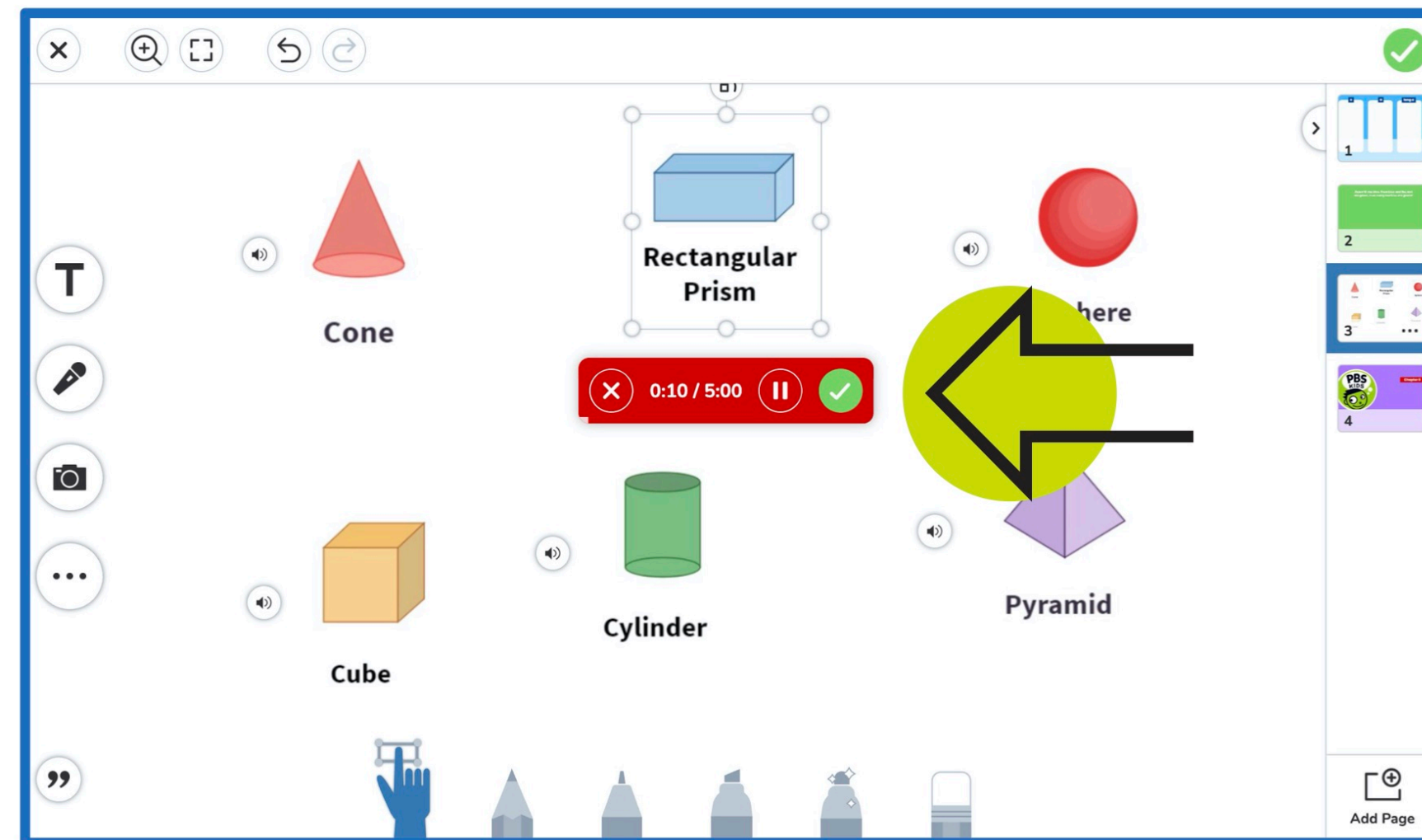


Facebook Group: Seesaw for Music Teachers - <https://www.facebook.com/groups/570559026668381>

FAQ

Add Voice to Anything!




Teachers and students can **record voice** on any label, image or shape on their creative canvas! Up to 20 voice recordings per page.



Ideas

- Students can record simple songs, phrases, and more
- You could sing a starting pitch
- Call and response can be done well
- So much more!

New in Seesaw 7.6

- ➡  Add voice to labels, shapes and images
- ➡  Upload audio files
- ➡  Lock size of label, shape, image or

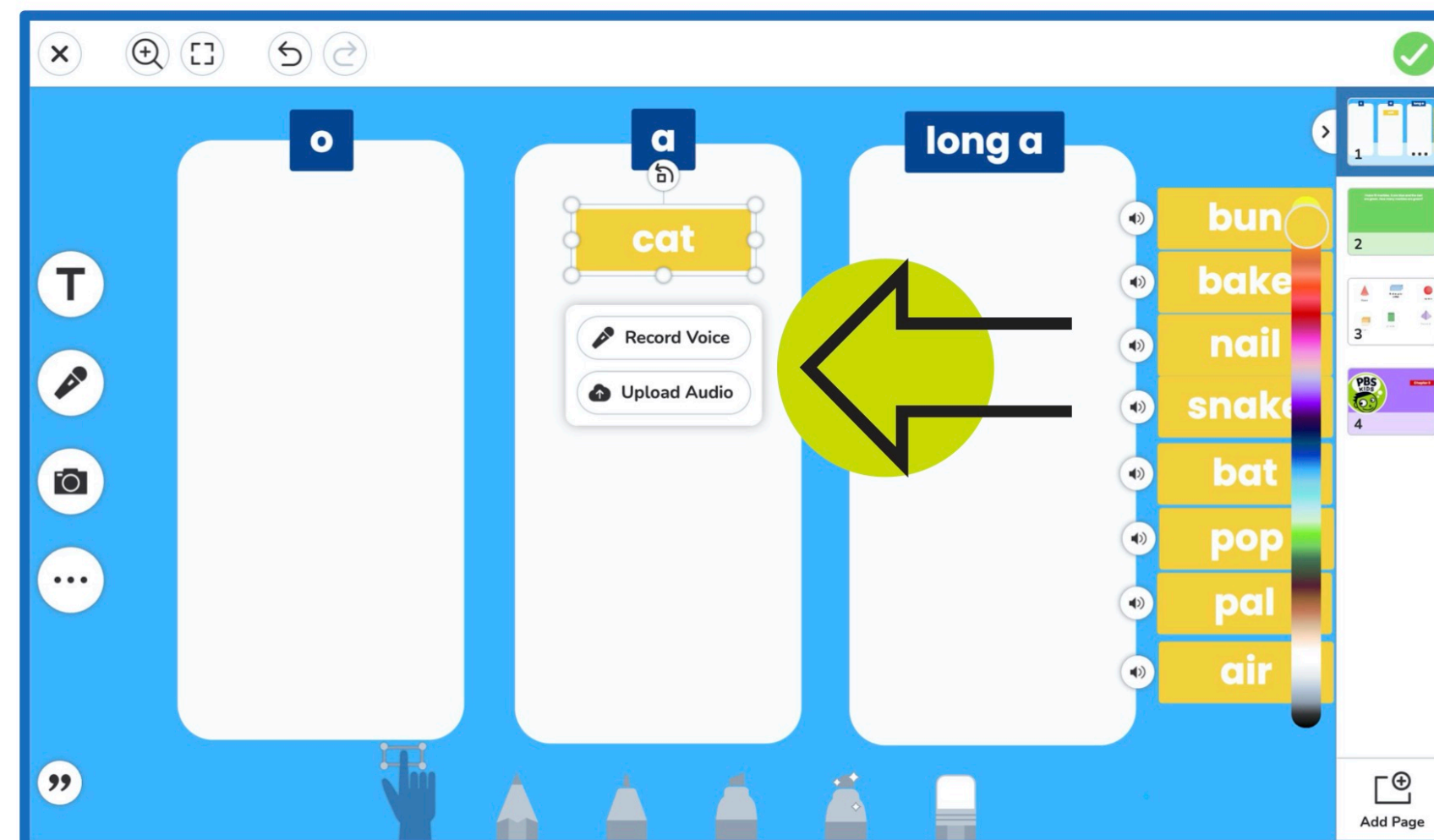
Features will be turned ON in late February after people update.

https://drive.google.com/file/d/1yBUj4MScKkEiqmPuMFK_oU4ZNArqv6b3/view







FAQ

Upload Audio Files

Teachers and students can **upload audio files** to their creative canvas! Audio files can also be added as a caption. Mp3, m4a and wav files are supported.



New in Seesaw 7.6

-   Add voice to labels, shapes and images
-   Upload audio files
-   Lock size of label, shape, image or

Features will be turned ON in late February after people update.

https://drive.google.com/file/d/1yBUj4MScKkEiqmPuMFK_oU4ZNArqv6b3/view

FAQ

Voice and Audio FAQs

- **What are the limits?**

- Free and paid users have access to this feature.
- 20 voice recordings or uploaded audio files per page.
 - Free Seesaw: 1 page per post
 - Seesaw Plus and Seesaw for Schools: 20 pages per post
- 5 minutes max per recording for voice recorded inside Seesaw
- 250 MB max file size for uploaded audio files (same as video).

- **What file types are supported?**

- mp3, wav, m4a

- **Can you play audio while recording?**

- No, audio cannot be played while recording with the Draw+Record tool Voice tool or the video camera.

New in Seesaw 7.6

- ⇒ Add voice to labels, shapes and images
- ⇒ Upload audio files
- ⇒ Lock size of label, shape, image or

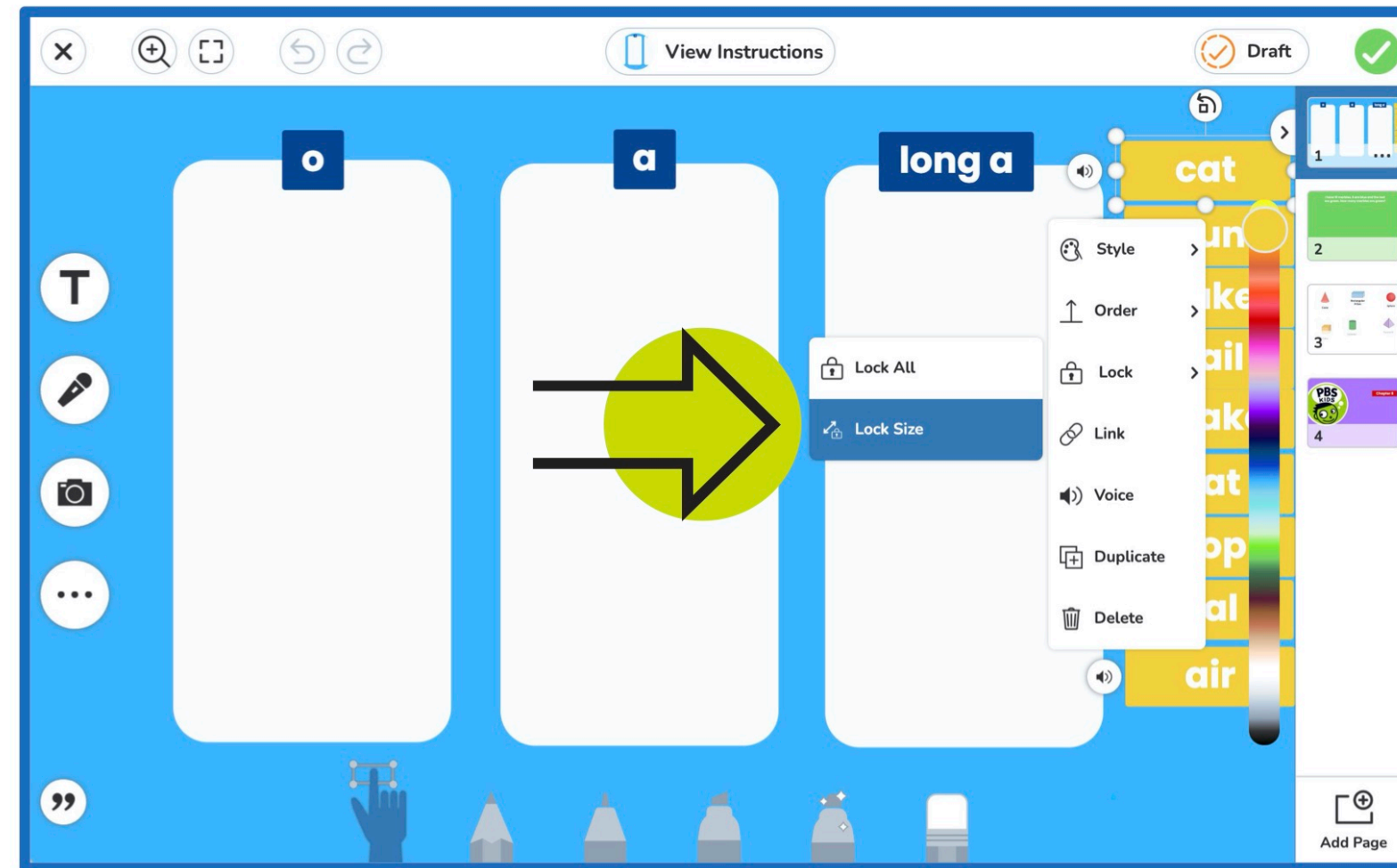
Features will be turned ON in late February after people update.

https://drive.google.com/file/d/1yBUj4MScKkEiqmPuMFK_oU4ZNArqv6b3/view

FAQ

Lock Size of Labels, Images and Shapes

Teachers can **lock size while still allowing moving** for labels, images, videos and shapes. This option makes sorting and dragging activities easier for learners.









Tip: Keyboard shortcut **Command (or Alt) + Shift + M** locks just size. **Command (or Alt) + Shift + L** locks everything

Ideas

- Sorting instrument families
- Drag and drop composition
- Drag and drop melodies in order
- Etc

New in Seesaw 7.6

-   Add voice to labels, shapes and images
-   Upload audio files
-   Lock size of label, shape, image or

Features will be turned ON in late February after people update.

https://drive.google.com/file/d/1yBUj4MScKkEiqmPuMFK_oU4ZNArqv6b3/view

FAQ

App Update Required

Please update iOS and Android apps
to Seesaw 7.6

Features will be turned ON in late February after people update.

New in Seesaw 7.6

- ⇒ Add voice to labels, shapes and images
- ⇒ Upload audio files
- ⇒ Lock size of label, shape, image or

Features will be turned ON in late February after people update.

https://drive.google.com/file/d/1yBUj4MScKkEiqmPuMFK_oU4ZNArqv6b3/view

FAQ

Learn how to use these updates and more at

web.seesaw.me/training

New in Seesaw 7.6

- ⇒ Add voice to labels, shapes and images
- ⇒ Upload audio files
- ⇒ Lock size of label, shape, image or

Features will be turned ON in late February after people update.

https://drive.google.com/file/d/1yBUj4MScKkEiqmPuMFK_oU4ZNArqv6b3/view



Credit: <https://www.canva.com>



Out this past September!

Using Technology with Elementary

Music Approaches

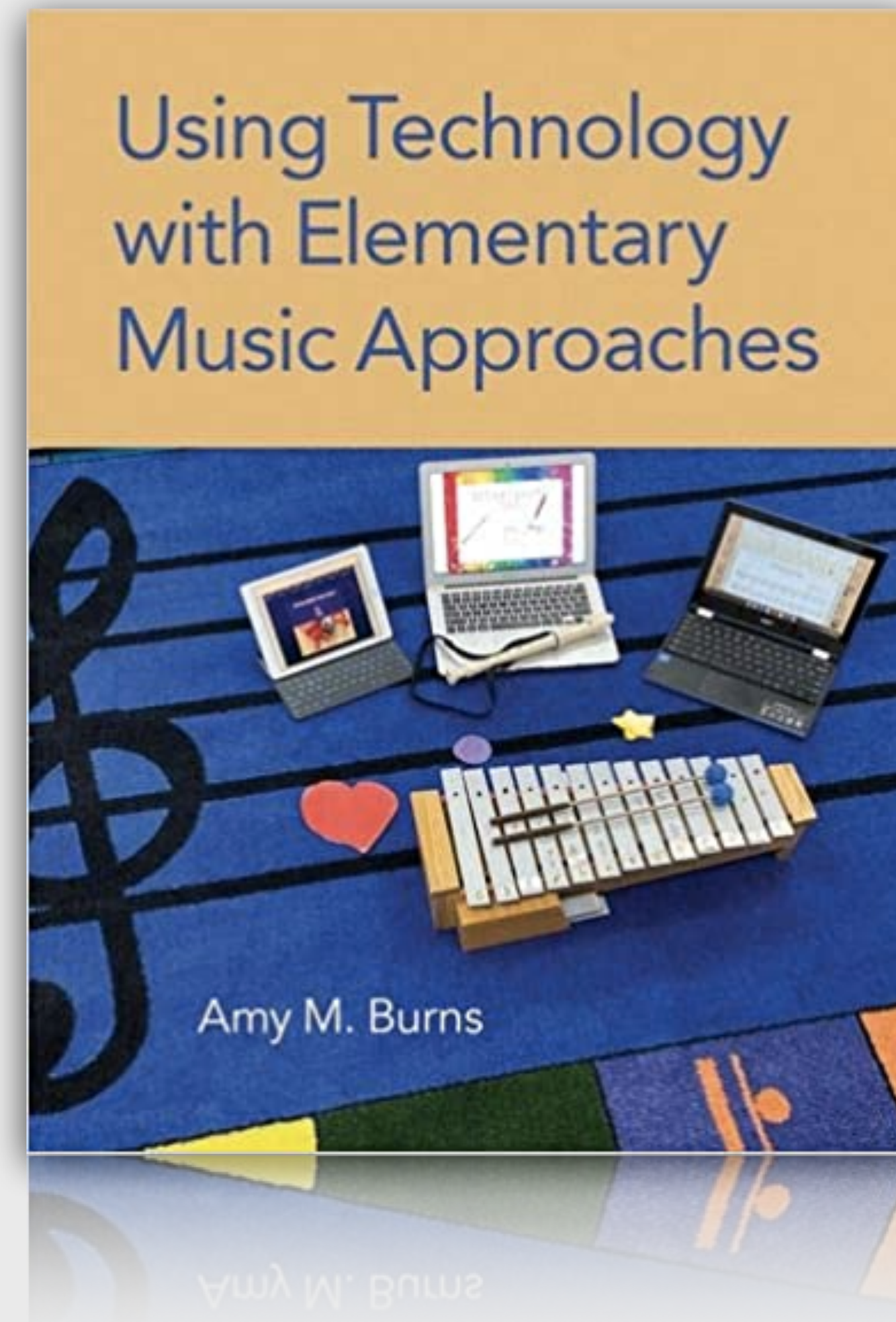
by Amy M. Burns

published by Oxford University Press

With Assistance from Dr. Missy Strong,

Glennis Patterson, Ardith Collins, and Cherie

Herring



Q&A

Q AND A



chrome

Seesaw Music Activities



Wait, You Can Do All That?!

web.seesaw.me