



online teaching tips and lesson ideas

for band, orchestra and choir leaders



midnight music



about me



Katie Wardrobe

Midnight Music

digital learning coach for music teachers
podcaster, blogger, speaker





housekeeping

- tech issues? refresh the browser
- chat window: log in
- moderator/admin: **Martin Emo**
- copy of slides – provided
- Q&A at end



other things

- session is being recorded
- replay link with copy of slides emailed 24 hours after session
- PD certificate link at end
- free training every month



first things first...

don't panic!





your superpowers

- you know your content
- you know how to teach
- you're awesome

about this session

- running a live, online rehearsal
- virtual choirs (or bands...orchestras...)
- asynchronous teaching and learning
- activities and ways to assign them






teaching ensembles online

rethink things (somewhat)

- things will be a little different to normal
- be open, adaptable, flexible
- consider challenges students are facing at home





general tips

- start with the basic/easy tech options
- avoid stress: not too many new things
- focus on the MUSIC & learning outcomes
- KEEP IT SIMPLE



live, synchronous rehearsals

I'm dreaming of...

- running live rehearsals with my 50 students via video conferencing



LET IT GO



live online rehearsals

- not possible
- latency/lag
- there is no magic app





instead

- look at what IS possible
- "silent" rehearsals
- importance of social connection



main tech options



Zoom



Google Hangouts/Meet




Microsoft Teams



use what your school/district recommends

zoom concerns?

- zoomraiders/zoombombing
- privacy/security
- YOU control meeting settings



securing your Zoom calls

- use the latest version (check for updates)
- use meeting passwords
- use waiting room feature
- turn off screen sharing for participants
- lock meeting after it has started
- turn off chat file transfer option



Google Meet

- Google Meet Grid View extension
- fewer audio settings



Microsoft Teams

- gallery view only up to 4 people
- fewer audio settings



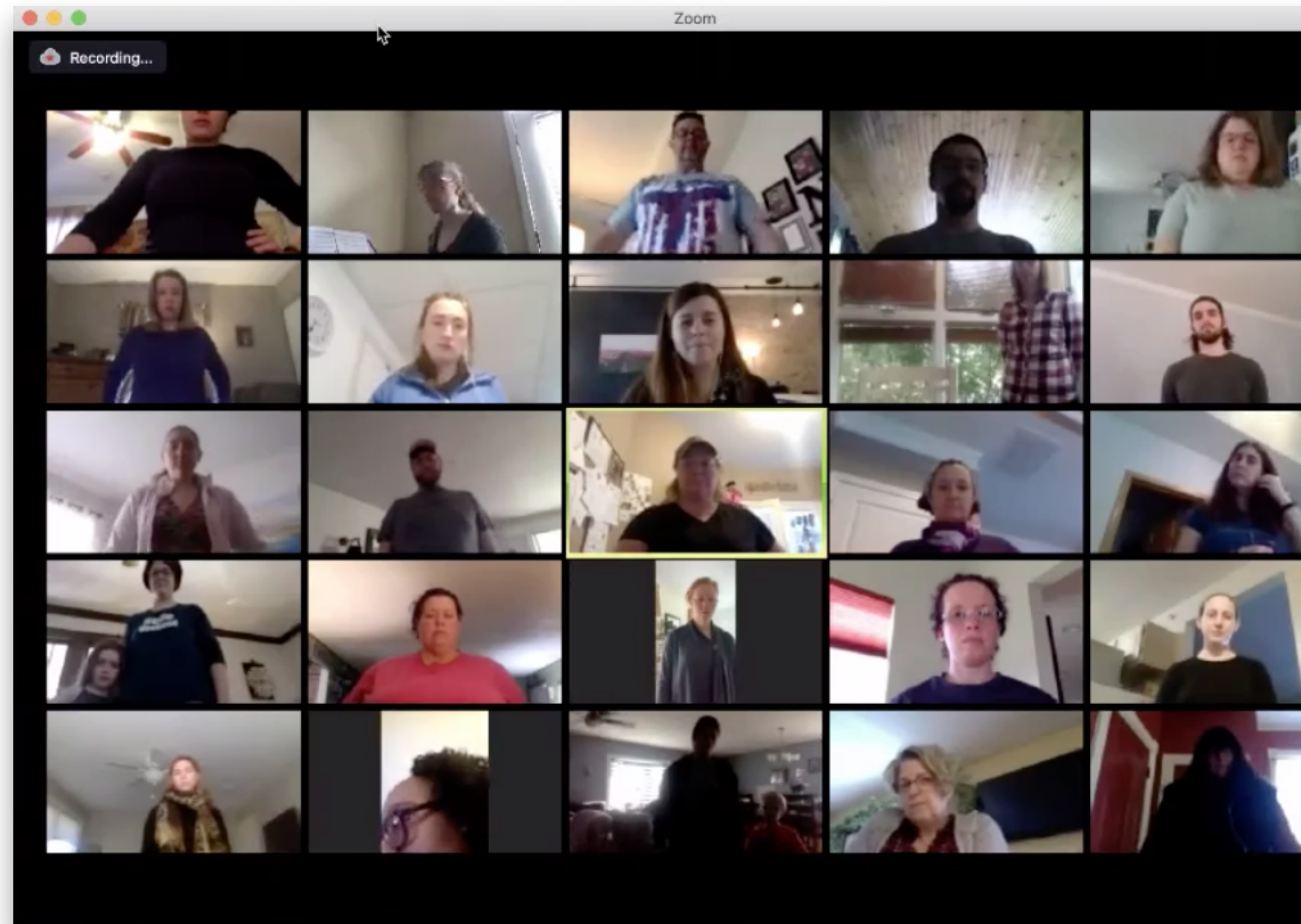
the approach

- "silent" rehearsal
- conductor leads: unmuted
- use reaction buttons/hand signals
- communicate via chat
- social connection is important



silent rehearsal

- Michelle Rose
- Music Educators Creating Online Learning (FB group)
- mock rehearsals (you can watch the recordings)





ideas

- warm-ups – unmuted (?!)
- dance party
- you sing/play a round
- use breakout rooms for sectionals
- provide re-recorded teaching video for each breakout room
- share score via screen sharing to discuss

assessing students

- students submit video or audio recordings
- audio: SmartMusic or PracticeFirst
- audio: use a DAW
(collaborate or individually)
- video: Flipgrid is awesome for this





backing tracks?

- Smartmusic or PracticeFirst
- publisher-created
- from your notation software
- recorded by you

recorded by you

- digital audio workstation
- GarageBand, Soundtrap, Bandlab, Logic, ProTools etc
- can record audio or MIDI



PYT - Tracks

4.3

120

4/4

Cmaj

1234

Audio 4

PYTtestinst1

PYTfullrough1

Untitled_4#02

Untitled_4#02

PYTtestinst1

PYTtestinst1

PYTfullrough1

PYTfullrough1

File Edit Settings Tutorials Save Undo Redo

Funk My Blues

Share Exit Studio

Hide Instrument

Fat Soul

Drums - Funk Groove

Rhodes

Mic

< Voice Computer Mic Enhancer >

Reverb

Pan

Volume

Save Preset...

Effects

Input: Default - ATR USB microphone (0909:001b)

Start Recording

00:00.0

Cm

80

Off


Support



software: optimize your sound

general tips


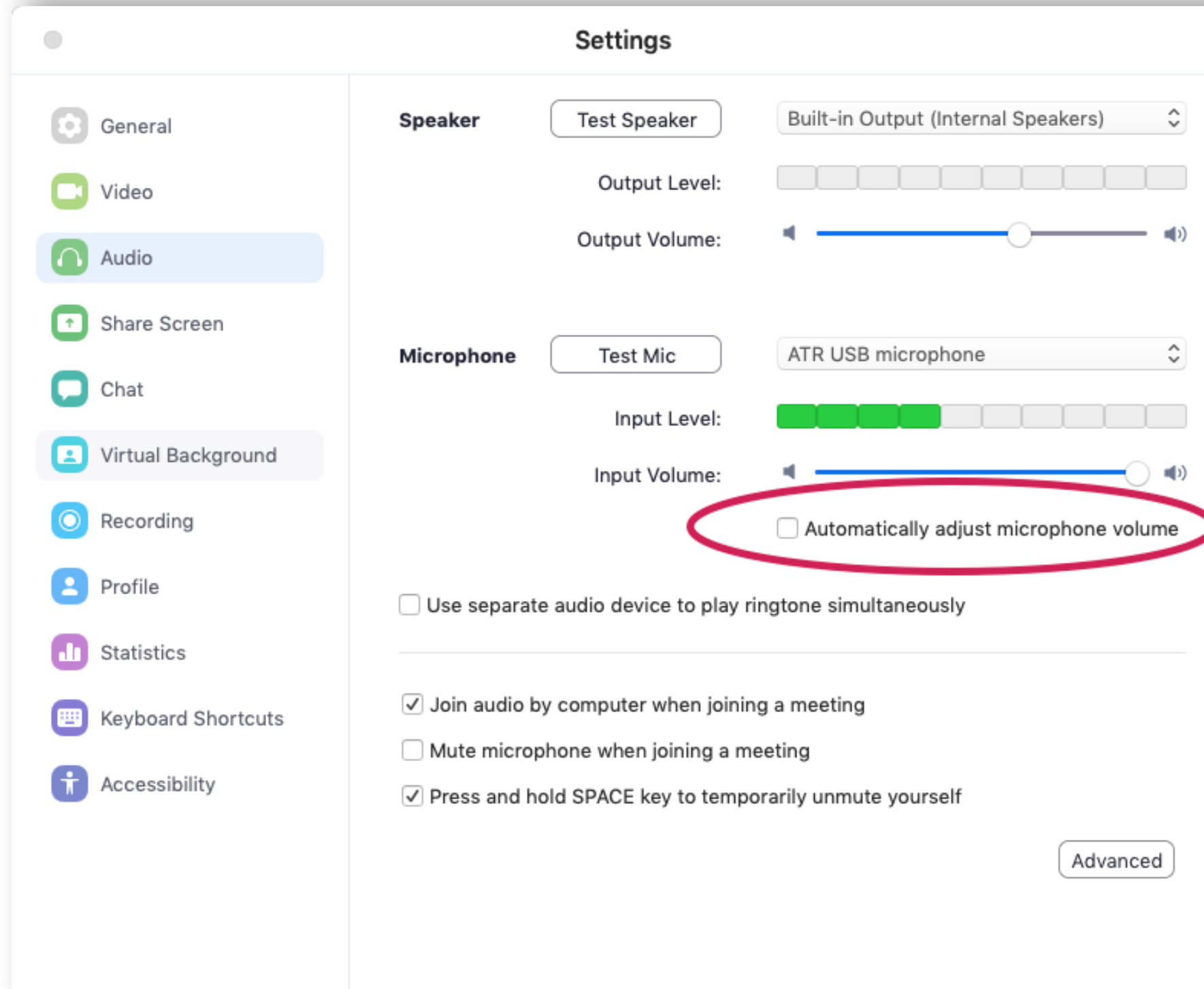
- software designed for "regular" meetings
- it tries to suppress background noise
- it will automatically adjust volume



4 important Zoom audio settings



1. turn off: automatically adjust mic volume



2. advanced > disable background noise suppression x 2

Settings

Speaker

Test Speaker

Built-in Output (Internal Speakers)

Output Level:

Output Volume:

Microphone

Test Mic

ATR USB microphone

Input Level:

Input Volume:

☐ Automatically adjust microphone volume

☐ Use separate audio device to play ringtone simultaneously

☒ Join audio by computer when joining a meeting

☐ Mute microphone when joining a meeting

☒ Press and hold SPACE key to temporarily unmute yourself

Advanced

Settings

< Back

☒ Show in-meeting option to "Enable Original Sound" from microphone

Audio Processing

Restore Defaults

Suppress Persistent Background Noise ?


Disable

Suppress Intermittent Background Noise ?

Disable

Echo Cancellation

Auto



3. advanced > show “Enable Original Sound”

Settings

Speaker

Test Speaker Built-in Output (Internal Speakers)

Output Level: [Progress Bar]

Output Volume: [Volume Slider]

Microphone

Test Mic ATR USB microphone

Input Level: [Progress Bar]

Input Volume: [Volume Slider]

☐ Automatically adjust microphone volume

☐ Use separate audio device to play ringtone simultaneously

☒ Join audio by computer when joining a meeting

☐ Mute microphone when joining a meeting

☒ Press and hold SPACE key to temporarily unmute yourself

Advanced

Settings

< Back


☒ Show in-meeting option to "Enable Original Sound" from microphone

Audio Processing [Restore Defaults](#)


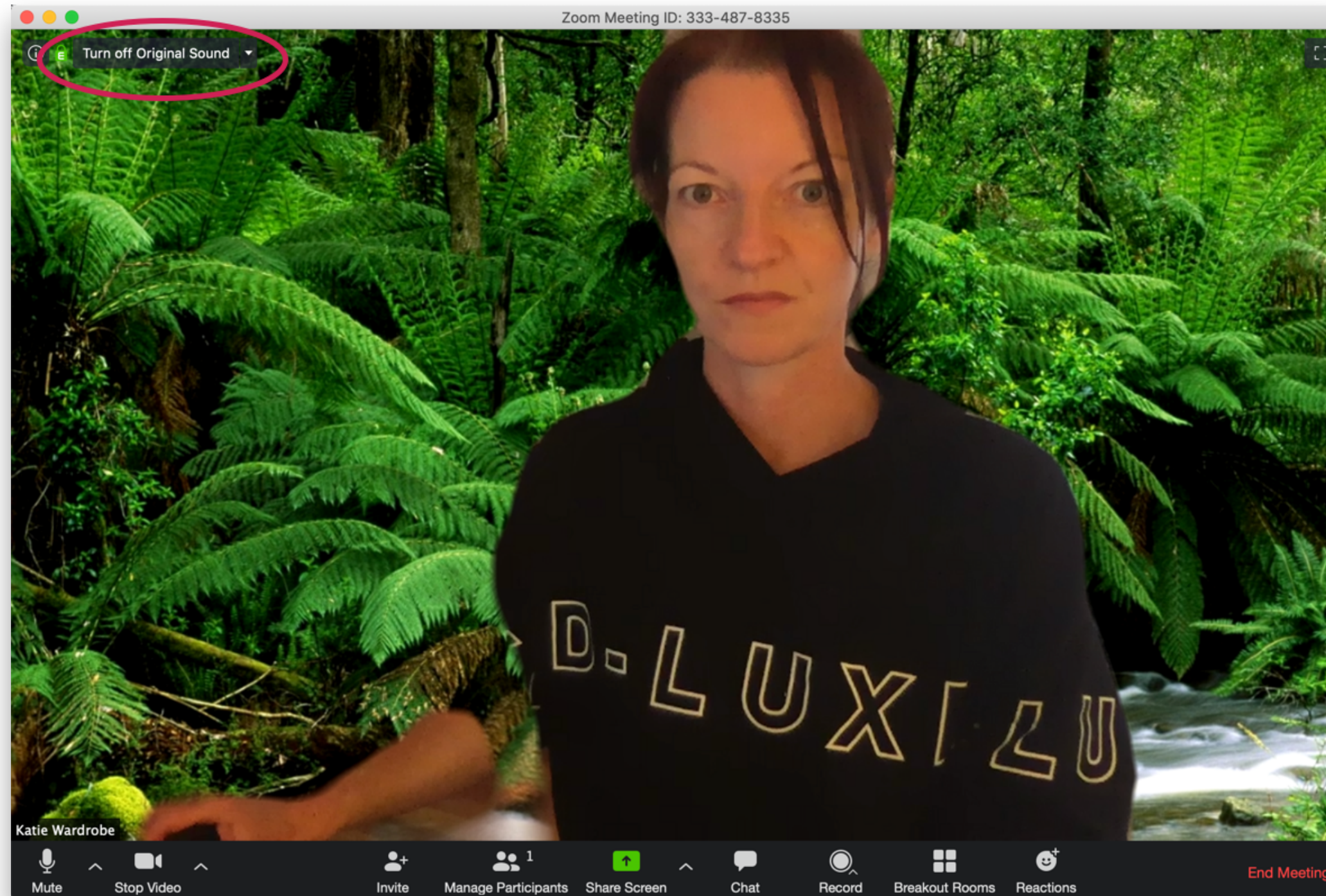
Suppress Persistent Background Noise ☐ Disable

Suppress Intermittent Background Noise ☐ Disable

Echo Cancellation ☐ Auto



4. in meeting window, turn on Original Sound



zoom guide




Zoom Guide For Music Teachers
(coming soon!)





virtual choir (band/orch) videos



**Say “virtual choir”
one more time**





Dear Music Teachers: Please Stop Asking How To Create A Virtual Choir Video

Right now, I'm a member of a number of music teacher Facebook groups and everyone is scrambling to move their teaching to an online format. At least 5 times per day – and often within the

By [Katie](#) | March 23rd, 2020 | Categories: [Elementary Ideas](#), [Middle and High School Ideas](#), [Teacher Tech Tips](#) | [52 Comments](#)


[Read More >](#)



but I **REALLY** want to do it

what to consider

- they are A LOT of work
- do you have the time & tech skills?
- can you get help?
- learning outcomes?





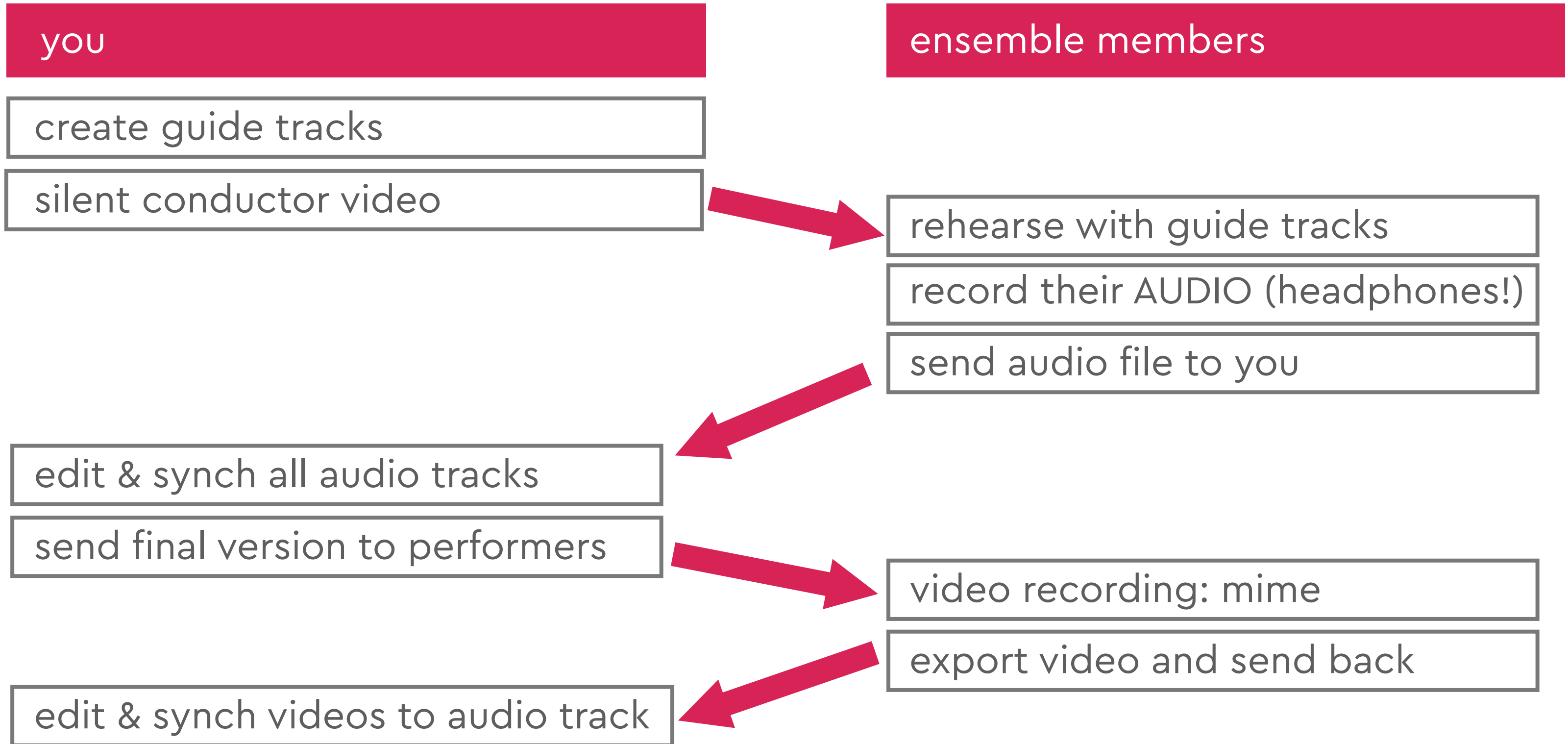
here's how to do it

which app/s to use?

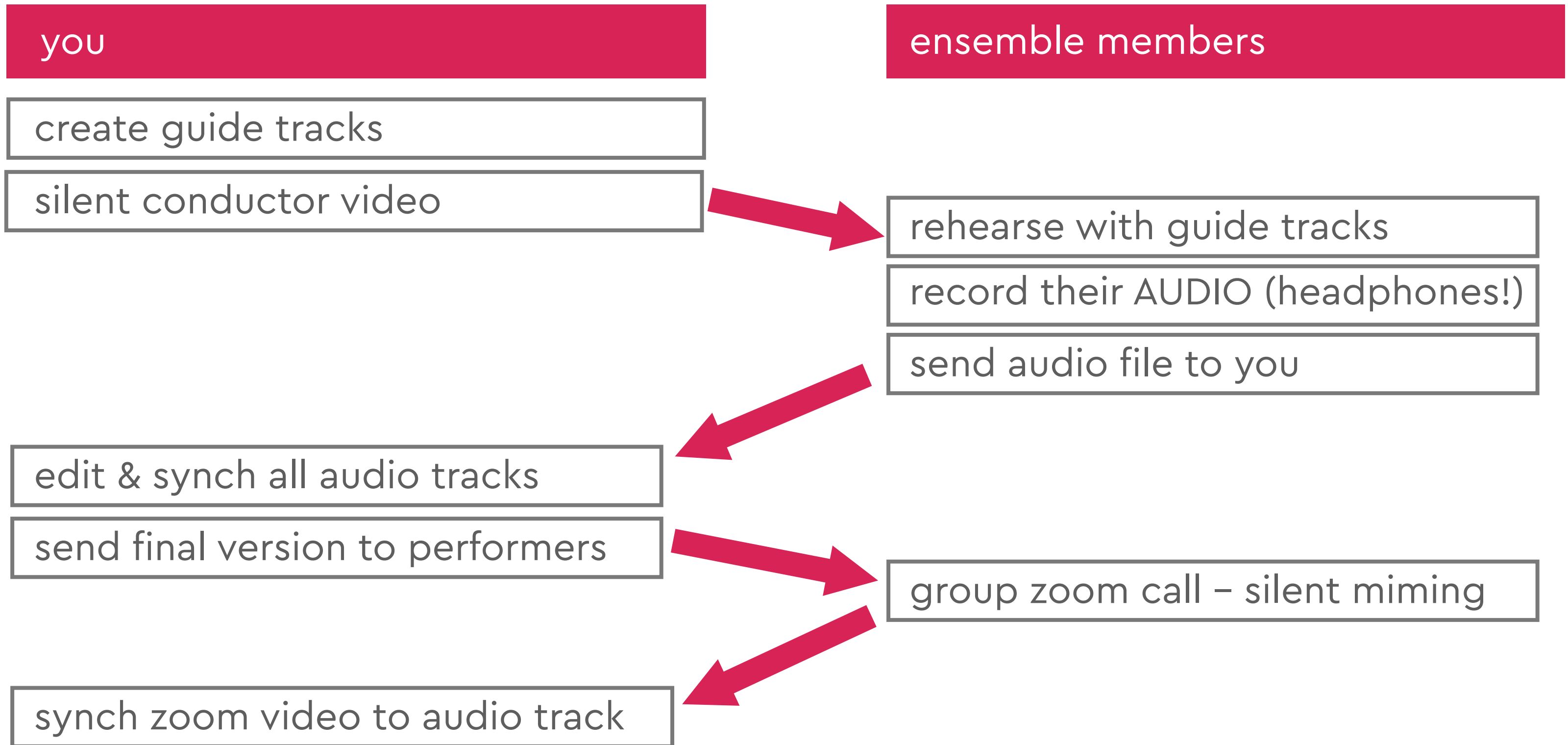
- digital audio workstation:
GarageBand, Soundtrap, Mixcraft,
Logic, Pro Tools etc
- video editing software:
Adobe Premiere, Final Cut Pro,
WeVideo, iMovie etc



option 1: the pro version



option 2: slightly “quicker” version



option 3: another “quick” version

you

create guide tracks

silent conductor video

edit & synch all videos


optional: process audio separately

ensemble members

rehearse with guide tracks

record their video AND audio

send video file to you



option 4: acapella app

- best for individuals & small groups
- check age restrictions
- free version: limitations
- plan project carefully
- only works on iOS







asynchronous teaching

asynchronous vs synchronous

- asynchronous offers flexibility
- synchronous learning issues:
internet, devices, need adults present
- live sessions: still important (connection)



asynchronous teaching



- make teaching videos
- prepare handouts or digital resources
- upload materials & share with students
- you can record feedback
- video conference : live Q&A/discussion

tips for asynchronous teaching

- provide offline & online options
- focus on reinforcement/practice
- choice of activities
- look for ready-made content





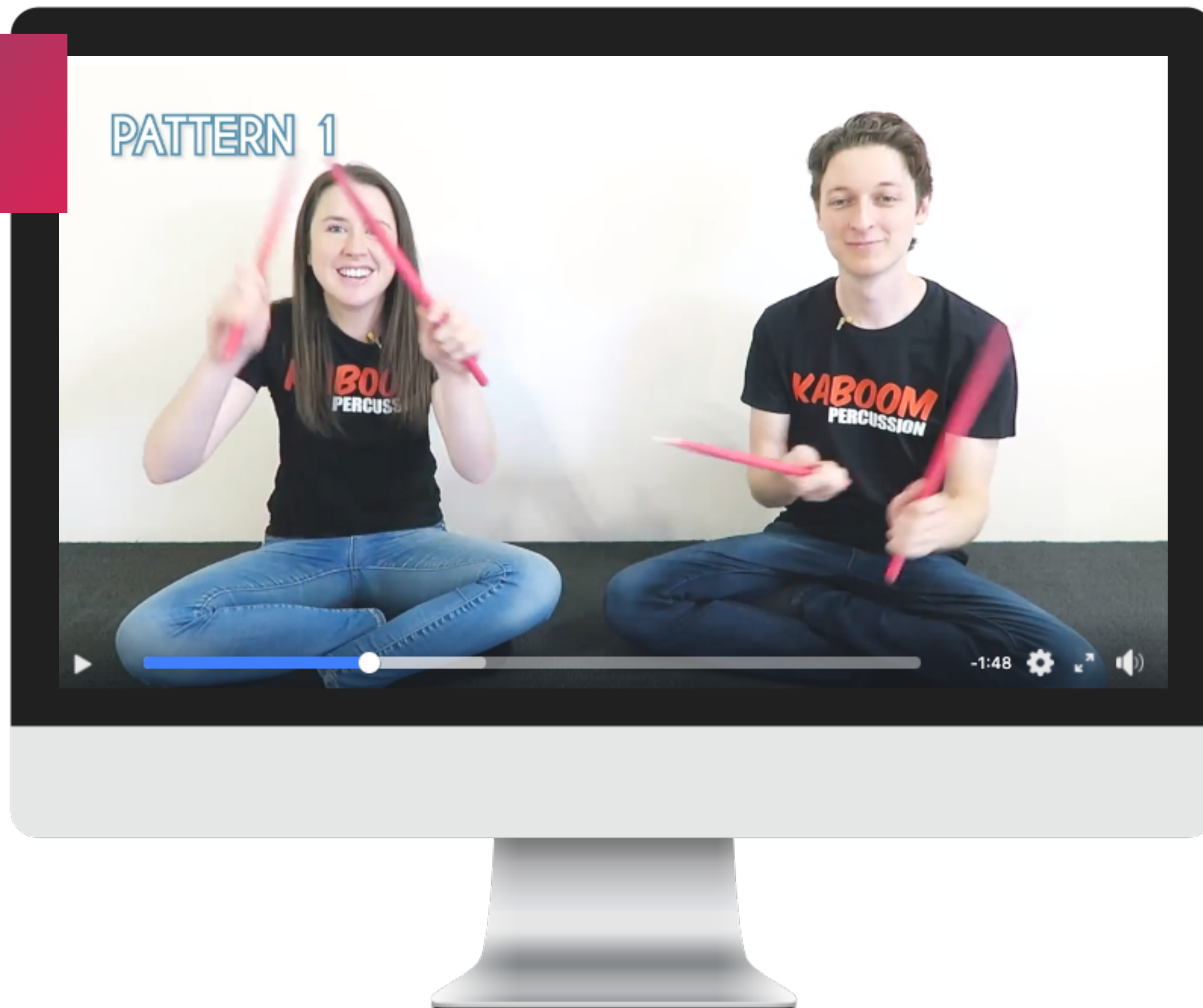
example teaching videos

face-to-camera



*Dr Scott Watson & Abby Watson
1st year band warm-ups*

face-to-camera



Kaboom Percussion


screen share

1 THIS ONE Create awesome teaching resources TMEA copy.key


100% Zoom Add Slide Play Keynote Live Table Graph Text Shape Media Comment Collaborate

HOW TO PLAY

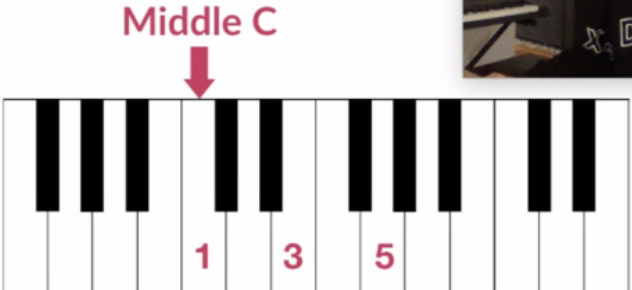
C MAJOR TRIAD



Left Hand




Right Hand



Middle C

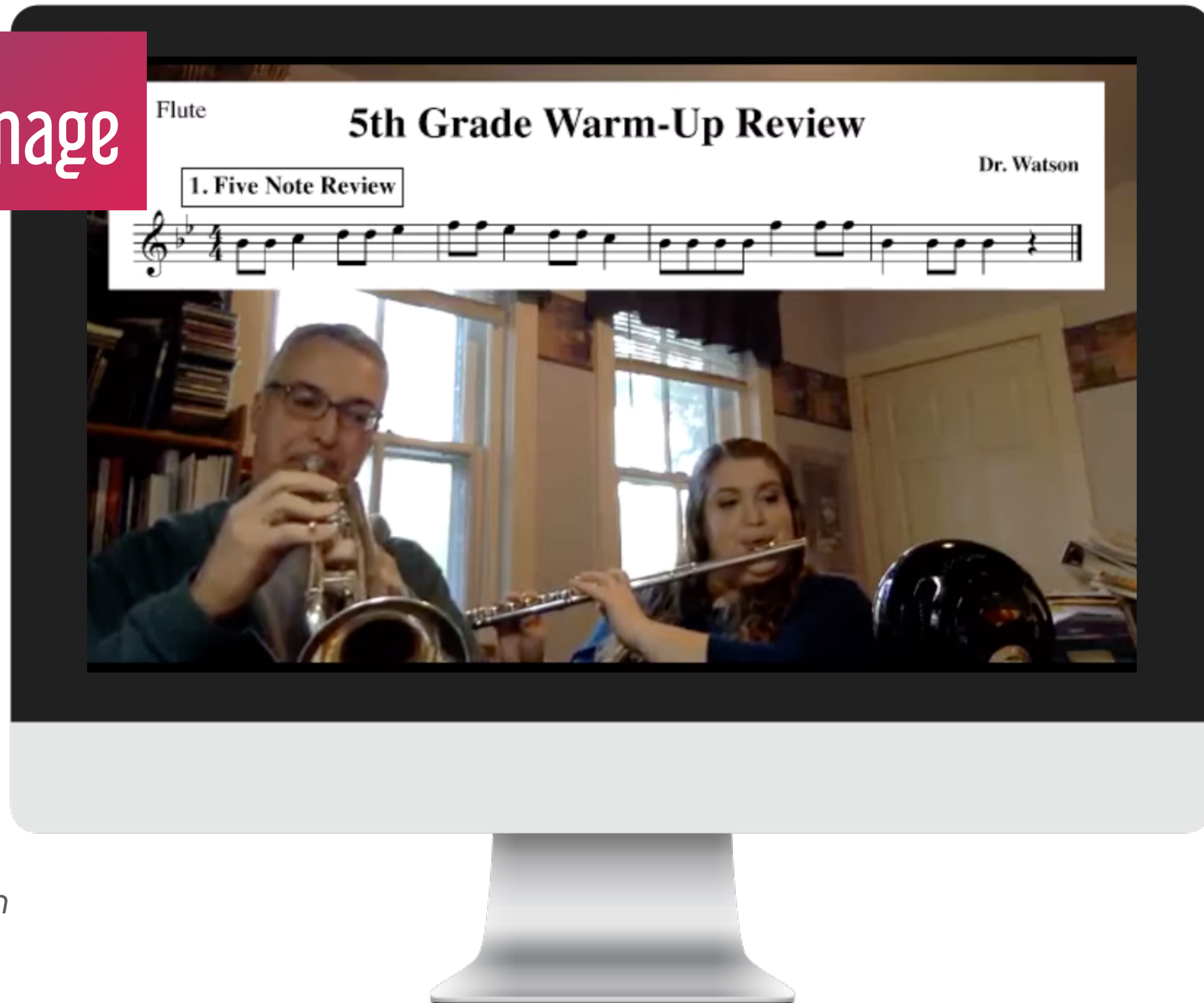
C major triad - right hand



Middle C

C major triad - left hand

face-to-camera & image



*Dr Scott Watson & Abby Watson
2nd year band warm-ups*



making teaching videos

- best QUICK options: Screencastify, Loom, Flipgrid (all awesome!!)
- other options: WeVideo, iMovie, Screenflow, Camtasia, Quicktime
- use laptop – better workflow

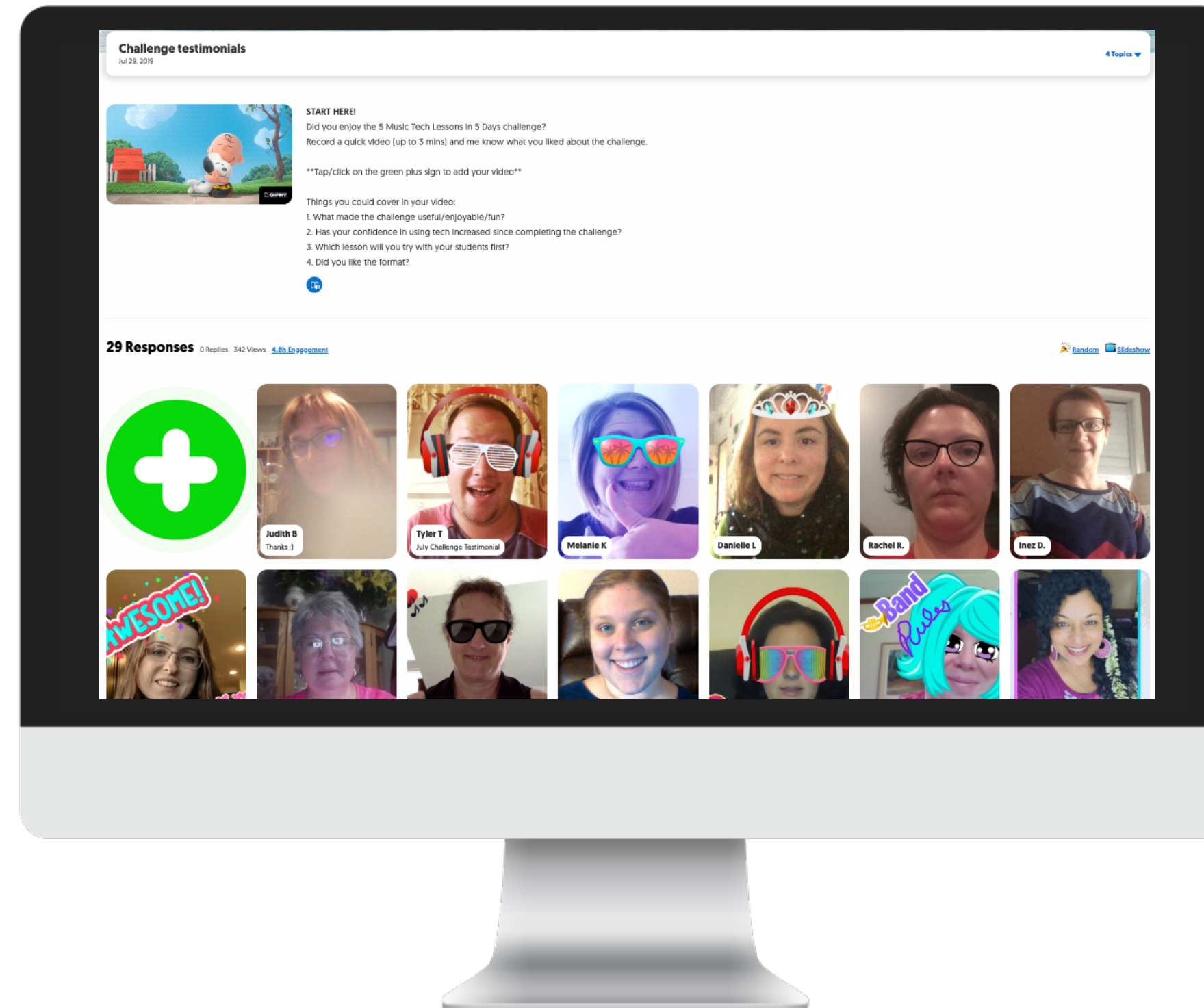
Screencastify & Loom

- free Chrome extensions
- record you in front of camera
- record your screen & your narration
- record screen, narration, your face
- record your tab audio
- sharing videos is EASY



Flipgrid

- video responses
- removes the pain of gathering videos from students
- free
- works on any device





activities ideas & delivery

choice/activity boards

- grid: different activities in each square
- students select which ones to complete
- random squares, bingo-style or assign points for each one
- include offline & online options



choice boards

VVISD HS Band Virtual Learning Practice Schedule

Monday	Tuesday	Wednesday	Thursday	Friday
Warm Up (5-10 min)	Warm Up (5-10 min)	Warm Up (5-10 min)	Warm Up (5-10 min)	Warm Up (5-10 min)
(VVISD Warm Up, Warm Up Packets, Various Exercises)	(VVISD Warm Up, Warm Up Packets, Various Exercises)	(VVISD Warm Up, Warm Up Packets, Various Exercises)	(VVISD Warm Up, Warm Up Packets, Various Exercises)	(VVISD Warm Up, Warm Up Packets, Various Exercises)
Rhythms (5-10 min)	Dynamics (5-10 min)	Chorale (5-10 min)	Articulation (5-10 min)	
(Practice rhythms in your Sight Reading Packet, Count and Clap them, Play them, Bop them, practice playing your previous rhythms drills, etc.)	(Review basic dynamics ppp-fff, see how well you can execute each with good tone, play for your parents and see if they can identify which one you are doing, practice dynamics section in warm up packet, practice a piece with a lot of dynamic changes.)	(Use time to work on your chorale packet. Pick a line and practice each part. Imagine how you would blend these parts together. If you are good with technology you can even record yourself playing each part and do a full chorale with JUST YOU!)	(Use this time to master various articulations. You can use the exercises in your warm up, or use other music that is heavy in articulation. Play various ones for your parents and see if they can identify which one you are doing!)	
Scale Work (5-10 min)	SR Factory (5-10 min)	Scale Work (5-10 min)	SR Factory (5-10 min)	
(Review the scales you know but make them BETTER, get your tone on those high notes, nail that one fingering that's always tripped you up, etc. OR Learn a brand new scale!)	(Sight Reading Factory is currently FREE to everyone. Use this site to hone in on your sight reading skills! Sightreadingfactory.com)	(Review the scales you know but make them BETTER, get your tone on those high notes, nail that one fingering that's always tripped you up, etc. OR Learn a brand new scale!)	(Sight Reading Factory is currently FREE to everyone. Use this site to hone in on your sight reading skills! Sightreadingfactory.com)	<i>"Sometimes music is the only medicine the heart and soul need." -Unknown</i>
Learn Something NEW! (15-30 min)	Practice Something You Already Know (15-30 min)	Learn Something NEW! (15-30 min)	Practice Something You Already Know (15-30 min)	Activity Day!!! (25-50 min)
(Find something online to learn that you always liked; a pop song, stand tune, etc. Learn a scale you've never touched, Learn about music theory, instruments you've never seen, etc.)	Take this time to relax your mind and play for fun. Play your favorite concert piece, some stand tunes, whatever it is that brings you joy. Then play it again with more musicality.	(Find something online to learn that you always liked; a pop song, stand tune, etc. Learn a scale you've never touched, Learn about music theory, instruments you've never seen, etc.)	Take this time to relax your mind and play for fun. Play your favorite concert piece, some stand tunes, whatever it is that brings you joy. Then play it again with more musicality.	(Each week Miss Perez and Miss Clakley will put together various activities that will be accessible from Google Classroom. We want to make these FUN and exciting for each of you. I highly encourage each of you to try at least one of these out for FUN FRIDAY!)

shared by Rachael Clakley:
Music Educators Creating Online Learning Facebook Group

choice boards



CTMS WOLF BAND

Enrichment 2020

Complete as many activities as you can!




RESOURCES BY CATEGORY				
Music Theory	Watch/Listen/Read	Just for Fun	Perform	Maintenance
Note Identification	Read about your instrument: Musical Instrument Guide	SONG OF THE DAY A new and fun song to learn is posted daily	Practice sightreading: SightreadingFactory.com	How to care for your instrument: Musical Instrument Guide
Keyboard Note Identification	Learn about DCI- Drum Corps International	DAILY PERCUSSION WARMUPS (STEVEN GRAVES)	Find a fun song to learn and play: Free sheet music	Horn Care
Key Signature Identification	Listen to a piece of music on your instrument: Playlists - Mr. Dickson's Band Stuff	Listen to Ms. Goodwin's favorites on YouTube:	Schedule a practice session with a buddy via WebEX .	Tuba/Euphonium Care
Scale Identification	Read about a composer: Dallas Symphony - Composers	Create music of your own: Chrome Music Lab	Find a fun song to learn and play: Free sheet music on 8notes.com	Woodwinds - add a new reed to your rotation
Note Construction	Listen to a professional band: Educational Series	FREEDRUMLINEMUSIC.COM - warm-ups, grooves, and cadences		How To Clean A Brass Mouthpiece
Scale Construction	Watch a video about your instrument: Instructional Instrument Video Series	Free Jazz/Improv Lessons	Call/Skype a grandparent or elderly neighbor and give a virtual music recital	Trumpet Care
Note Ear Training	Watch a free concert: The US Army Field Band	Musical Instrument Museum Virtual Tour		How to Grease Your Trombone Slide
Music Theory Education review of basic theory concepts	How playing an instrument benefits your brain	Double Reeds - Bocal Majority Website (free shipping right now)	Play some music for a family member at home	How to Polish your Flute

shared by Laura Hunt:
Music Educators Creating Online Learning Facebook Group

activity ideas: general

- compose warm-ups, notate & share
- transcribe a solo & learn to play it
- learn from online videos & record your practice session
- create rhythmic backing & improvise over the top
- teach someone how to assemble your instrument (video or written instructions)





activity ideas: repertoire specific

- record your part over a backing track in a DAW
- learn a different part and record it
- research the composer & record a podcast or write a report
- teach someone how to tune your instrument
- go on a virtual tour: composer's birthplace

activity ideas: fun

- rhythm challenge
- virtual talent show
- 12-sound challenge (use your instrument)
- staff wars competition



the musical olympics

free lesson plan



preview!



midnight music



the lockdown blues

free lesson plan

preview!

light music

free lesson beatboxer or singer?

- * featuring Incredibox
- * lesson plan
- * lesson video
- * student worksheet
- * teacher walk-through video
- * teacher information sheet



free lesson compose a mario-style video game theme

- * featuring Beepbox
- * lesson plan
- * lesson video
- * teacher walk-through video
- * teacher information sheet



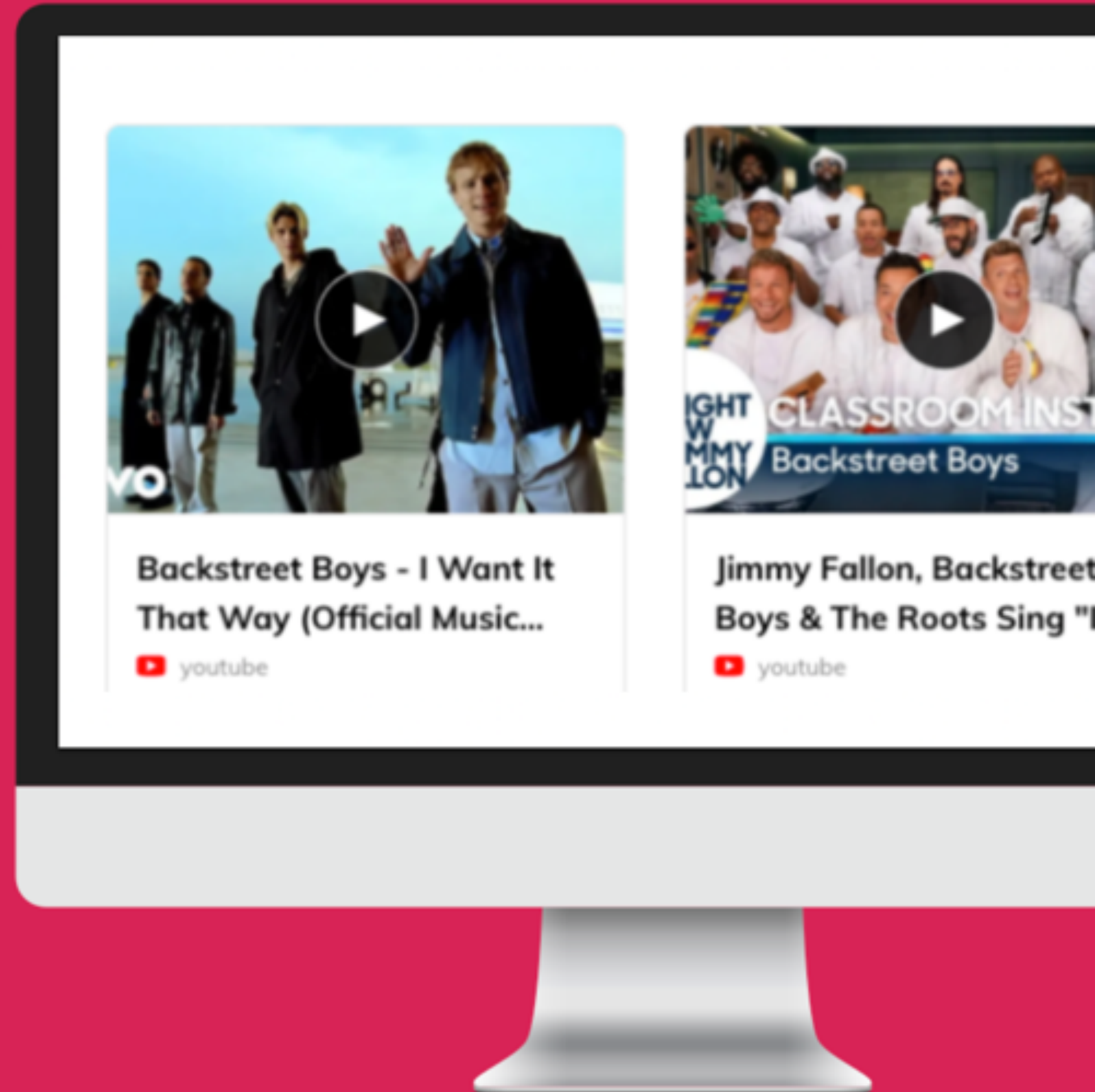
free lesson melodic palindromes

- * featuring Isle of Tune
- * lesson plan
- * lesson video
- * teacher walk-through video
- * teacher information sheet



free lesson better than the original??

- * cover song showdown!
- * use your choice of Youtube videos
- * lesson plan & video
- * student worksheet
- * teacher walk-through video
- * teacher information sheet



free lesson boom snap clap

- * featuring Groove Pizza
- * lesson plan
- * lesson video
- * teacher walk-through video
- * teacher information sheet





final thoughts



what's next?

- give it a go
- done is better than perfect
- keep it simple



more help?

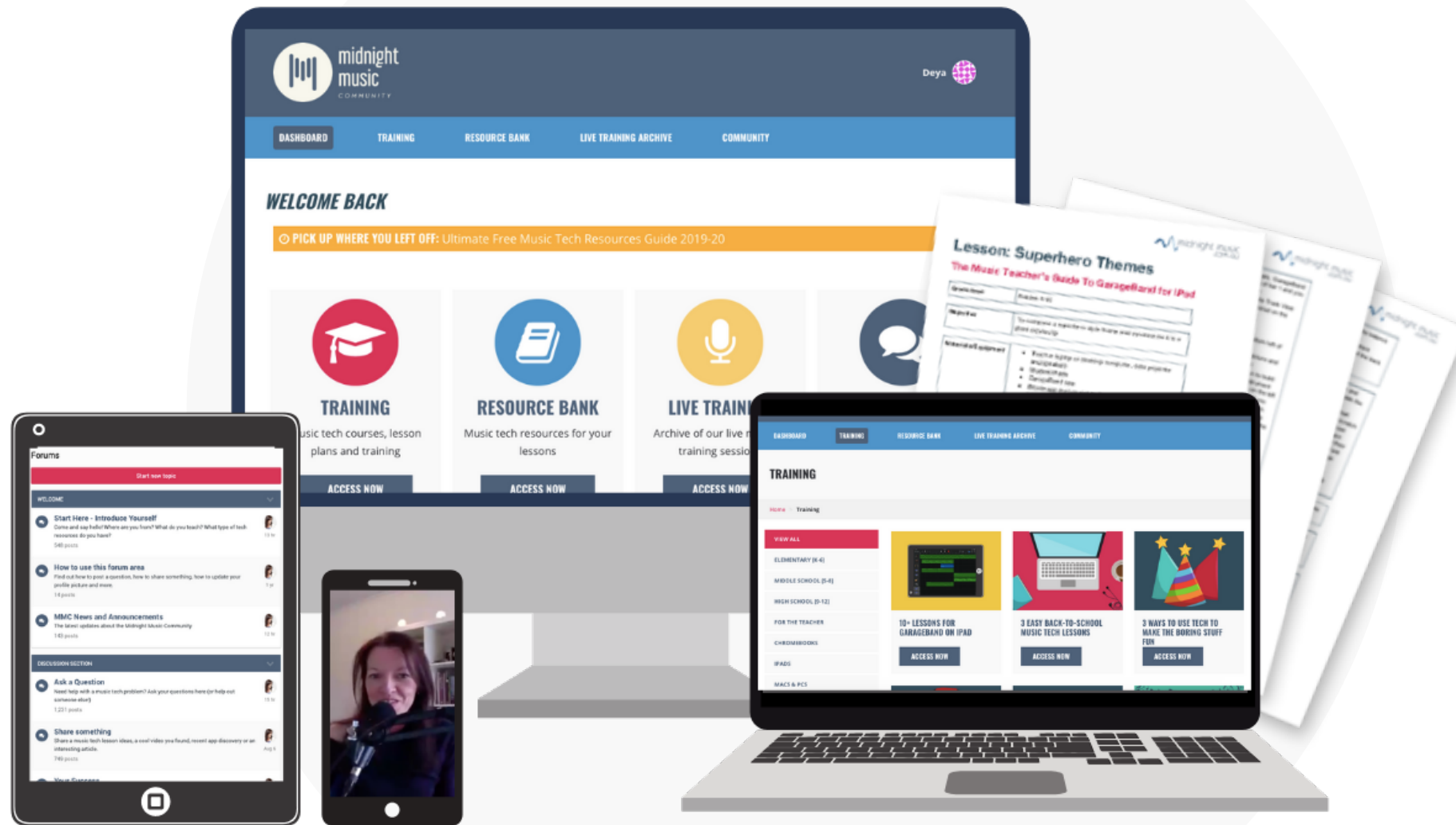
- FB Group: Music Educators Creating Online Learning
- FB Group: E-Learning In Music Education
- Midnight Music Facebook Page
- Midnight Music Community

the most important things

- keep students making music
- just try your best
- connection & music is important
- look after yourself!




more help?



- midnight music community
- online PD (with certificates!)
- community forum

pd certificate

● midnightmusic.com.au/coronaboc



thank you!

- webinar replay link to be sent within 24 hours
- copy of my slides
- PD certificate form
- other useful links



question & answer time

what would you like to know?



midnight music