



online teaching tips and lesson ideas

for elementary and middle school general music



midnight music



about me



Katie Wardrobe

Midnight Music

digital learning coach for music teachers
podcaster, blogger, speaker





housekeeping

- tech issues? refresh the browser
- chat window: log in
- moderator/admin: **Martin Emo**
- copy of slides – provided
- Q&A at end



other things

- session is being recorded
- replay link with copy of slides emailed 24 hours after session
- PD certificate link at end
- free training every month



first things first...

don't panic!





your superpowers

- you know your content
- you know how to teach
- you're awesome

about this session

- main tech tools you need
- asynchronous teaching and learning
- content: how to create & deliver
- content: lesson & activity ideas





teaching online


two things you need

- your content (lesson materials & resources)
- delivery method (the tech)



rethink things (somewhat)

- you can't translate your lessons exactly [**let that go**]
- be open, adaptable, flexible
- consider challenges students are facing at home
- dial it waaaaay back





general tips


- start with the basic/easy tech options
- avoid stress: not too many new things
- focus on the MUSIC & learning outcomes
- KEEP IT SIMPLE



the basics


tech essentials

- learning management system
- live video conferencing tool
- presentation/graphic design software
- video recording software



asynchronous vs synchronous

- asynchronous offers flexibility
- synchronous learning issues:
internet, devices, need adults present
- live sessions: still important (connection)



asynchronous teaching



- make teaching videos
- prepare handouts or digital resources
- upload materials & share with students
- you can record feedback
- video conference : live Q&A/discussion

tips for asynchronous teaching

- provide offline & online options
- focus on reinforcement/practice
- choice of activities
- it's ok to curate ready-made content





content: how to create & deliver

indispensable tools

- video/audio creation software
- presentation software





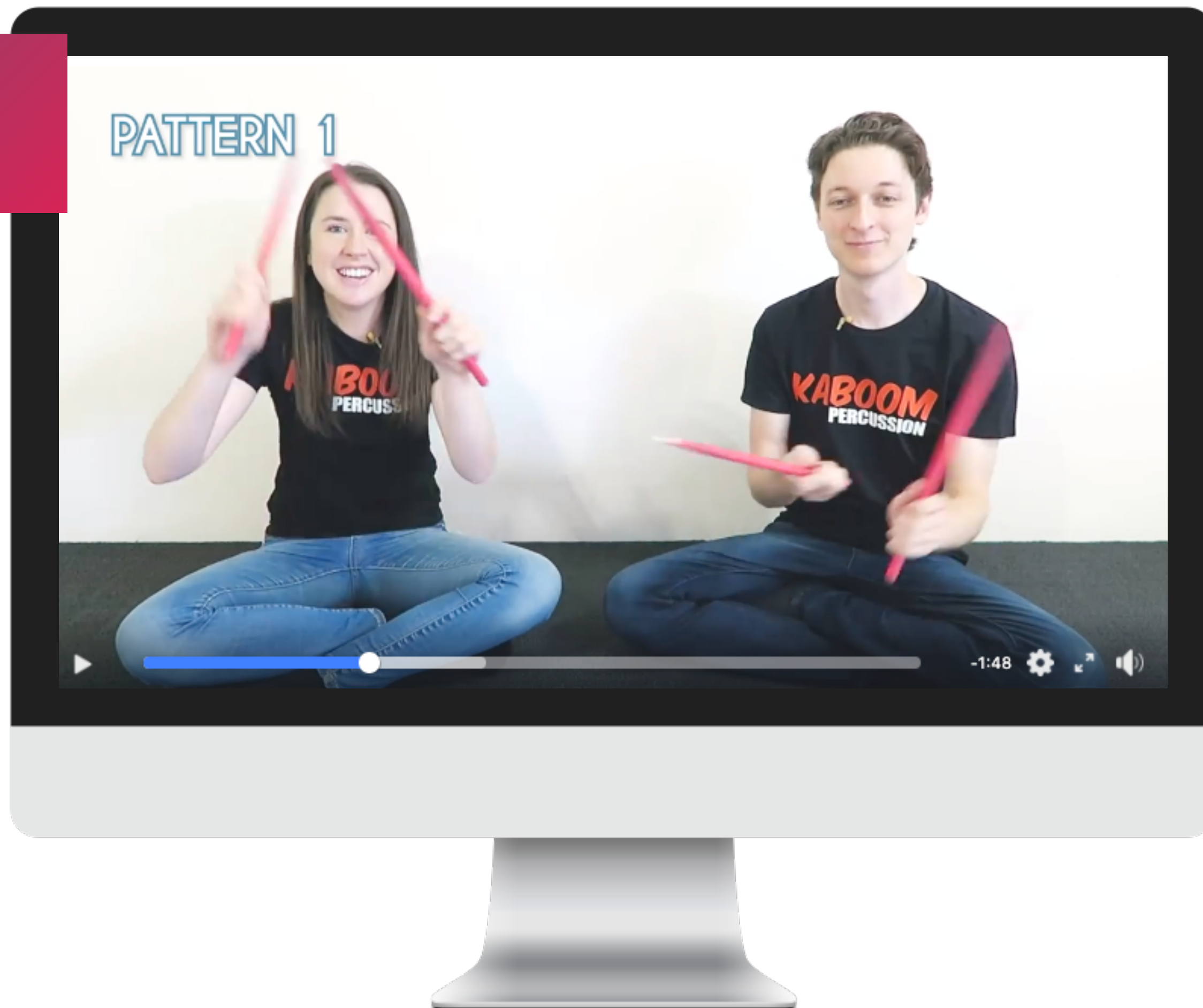
let's talk video

face-to-camera



*Dr Scott Watson & Abby Watson
1st year band warm-ups*

face-to-camera



Kaboom Percussion

face-to-camera




screen share

1 THIS ONE Create awesome teaching resources TMEA copy.key


100% Zoom Add Slide Play Keynote Live Table Graph Text Shape Media Comment Collaborate

HOW TO PLAY

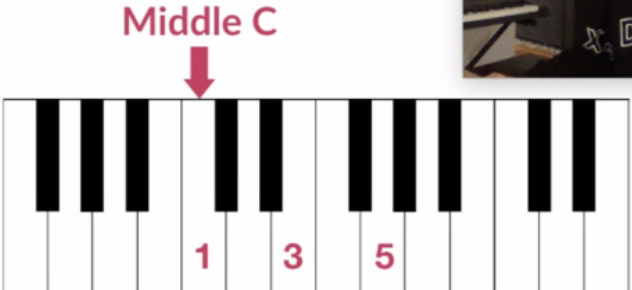
C MAJOR TRIAD



Left Hand




Right Hand



Middle C

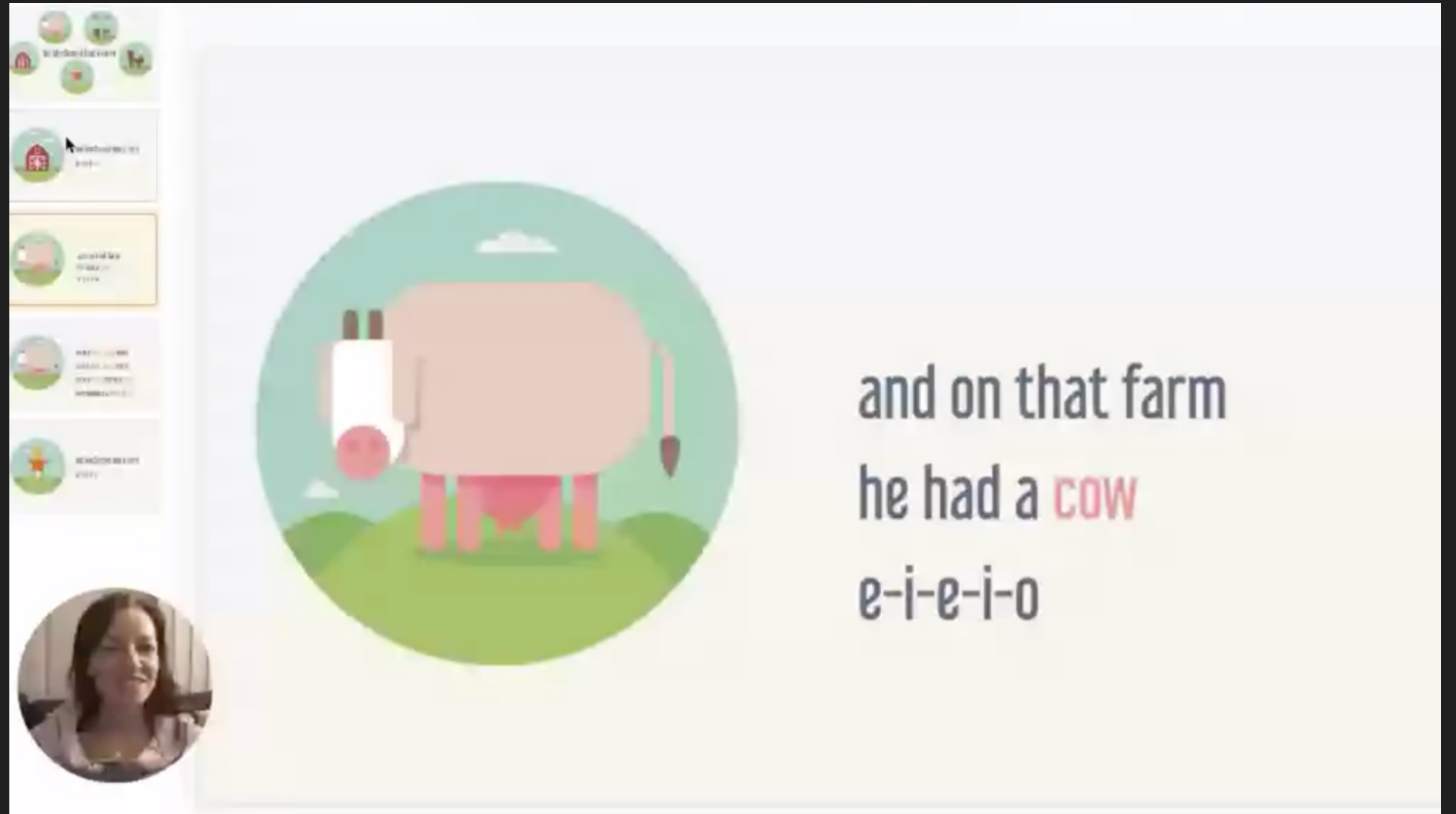
C major triad - right hand



Middle C

C major triad - left hand

screen share



The screen share displays a presentation slide. On the left side of the screen, there is a vertical sidebar containing a list of slides, each with a small circular icon and a title. The main area of the screen shows a large, stylized illustration of a pink cow with a white face and red spots, standing on a green field under a blue sky with a single cloud. To the right of the cow, the text reads: "and on that farm", "he had a COW", and "e-i-e-i-o". In the bottom left corner of the screen, there is a small circular video feed showing a woman with dark hair, smiling.

screen share

Woyaya

arranged K.Wardrobe
after an arrangement by Ysaye Barnwell

♩. = 45

Soprano 1
Soprano 2
Alto
Bass Xylophone

6

S. 1
S. 2
A.
Bass Xyl.

21

Descant
S. 1
S. 2
A.

Page 1 of 3 Bars: 40 No Selection Concert pitch 87.50%



video: which tool?



what do you want to record?

- record you in front of camera
- record your screen & your narration
- record screen, narration, your face



best options: quick, easy & free



Loom



Screencastify



Flipgrid



video how-to

Screencastify & Loom

- free Chrome extensions
- can record your tab audio
- Loom has iOS app
- Screencastify has annotation
- sharing videos is EASY

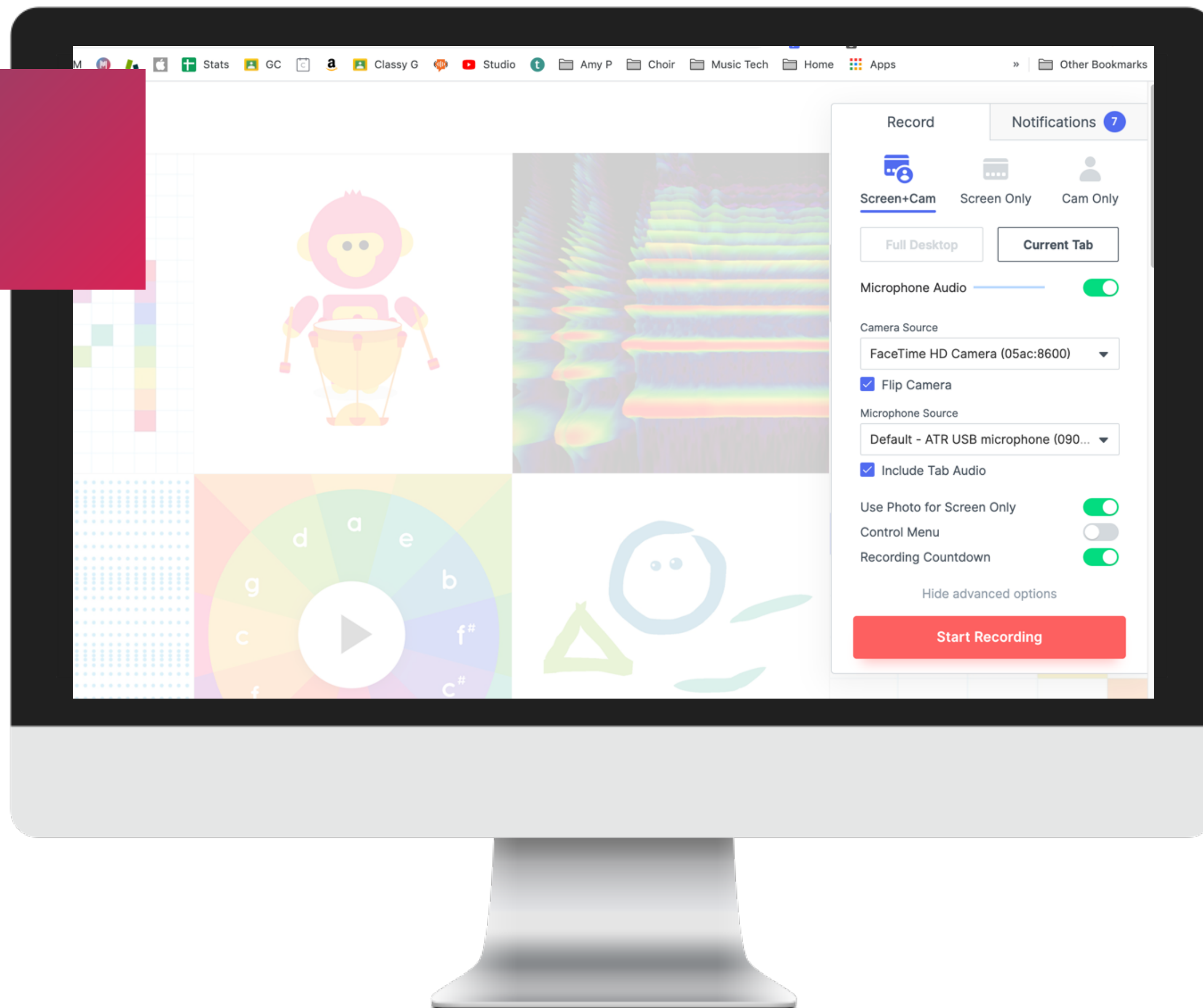


process for simple videos

- plan your video!
- get materials ready (digital or physical)
- open Loom/Screencastify
- click record
- do your thing

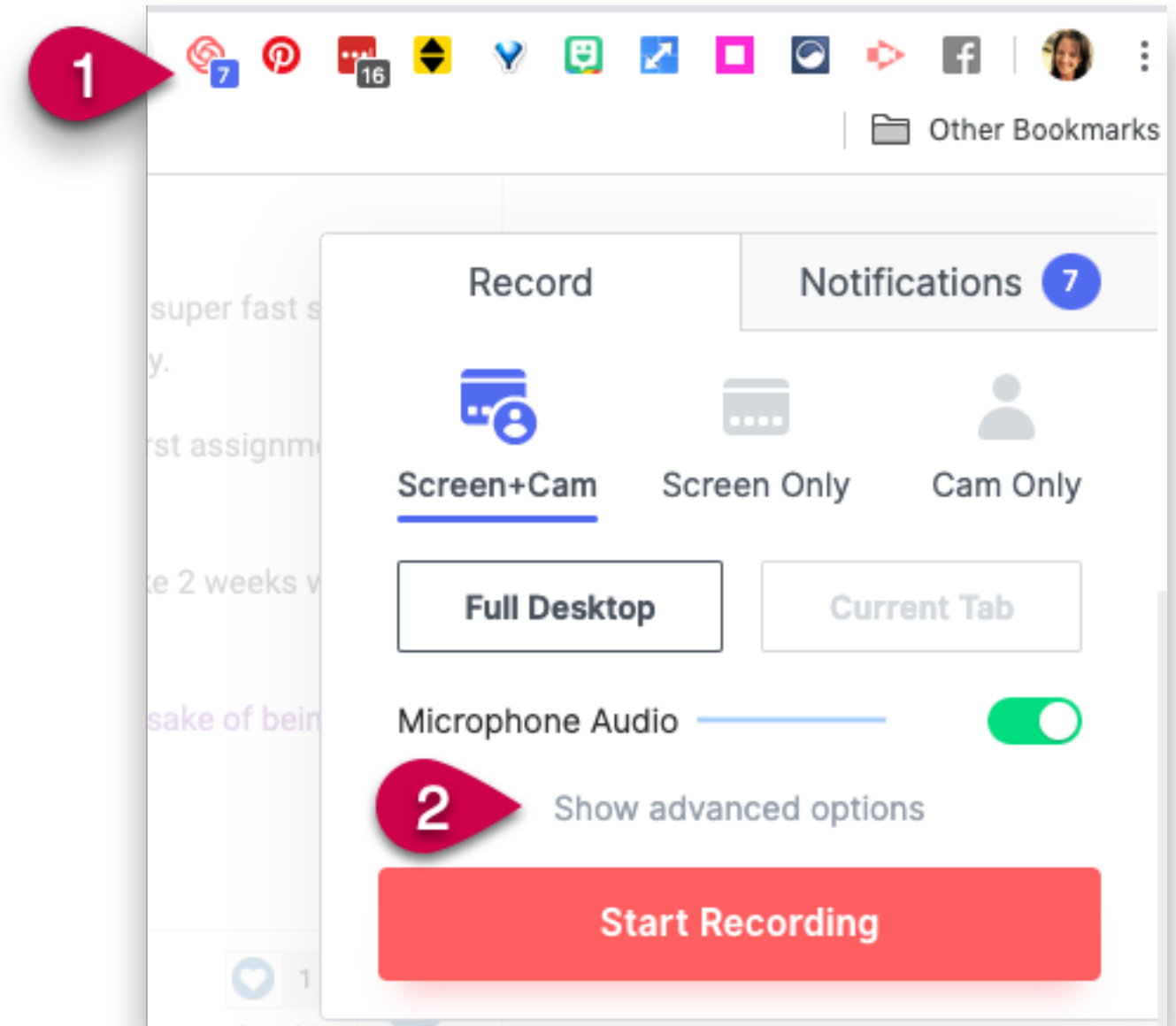


Loom walk-through



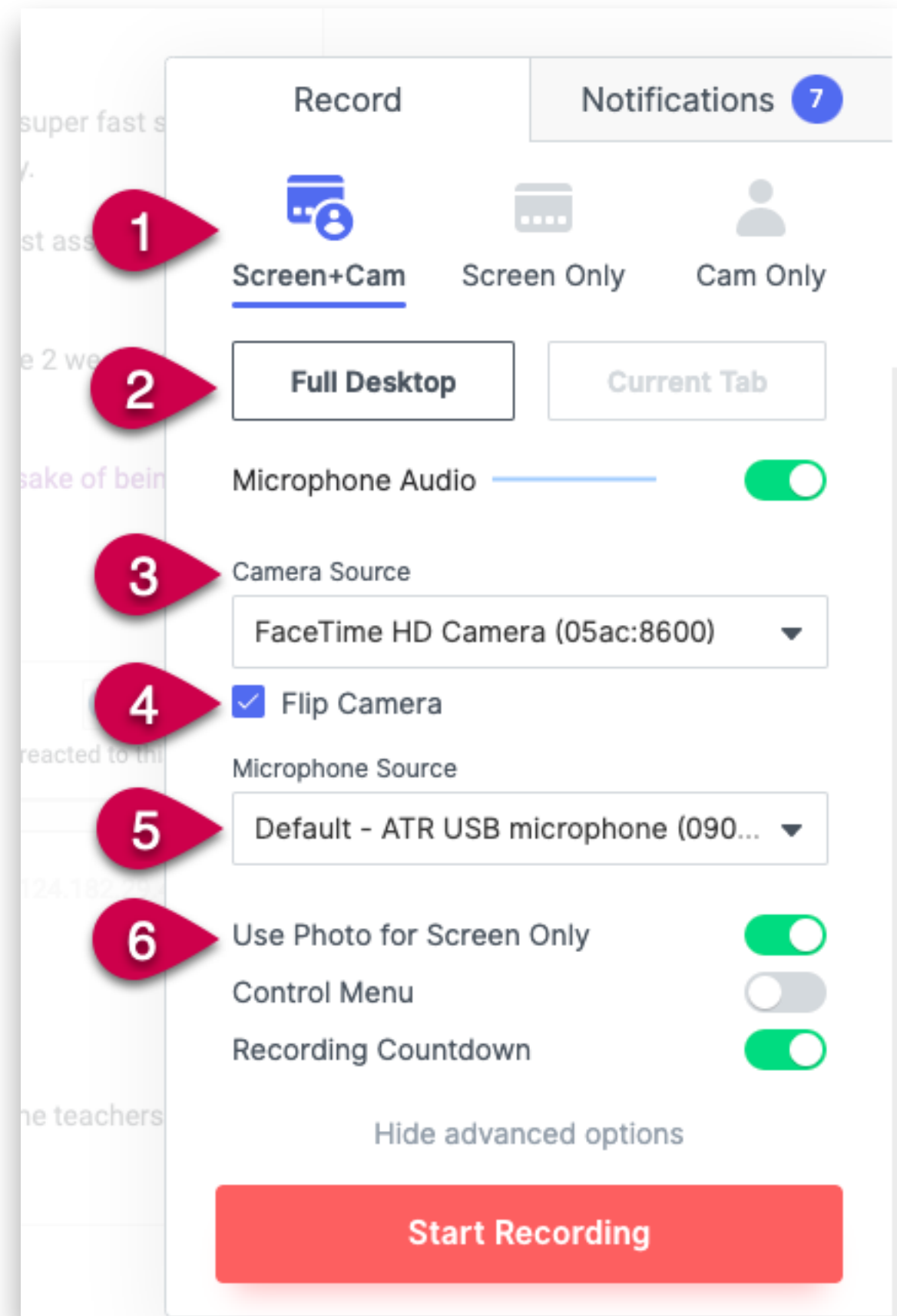
to get started

1. click Loom icon
2. click on Show advanced options



recording settings

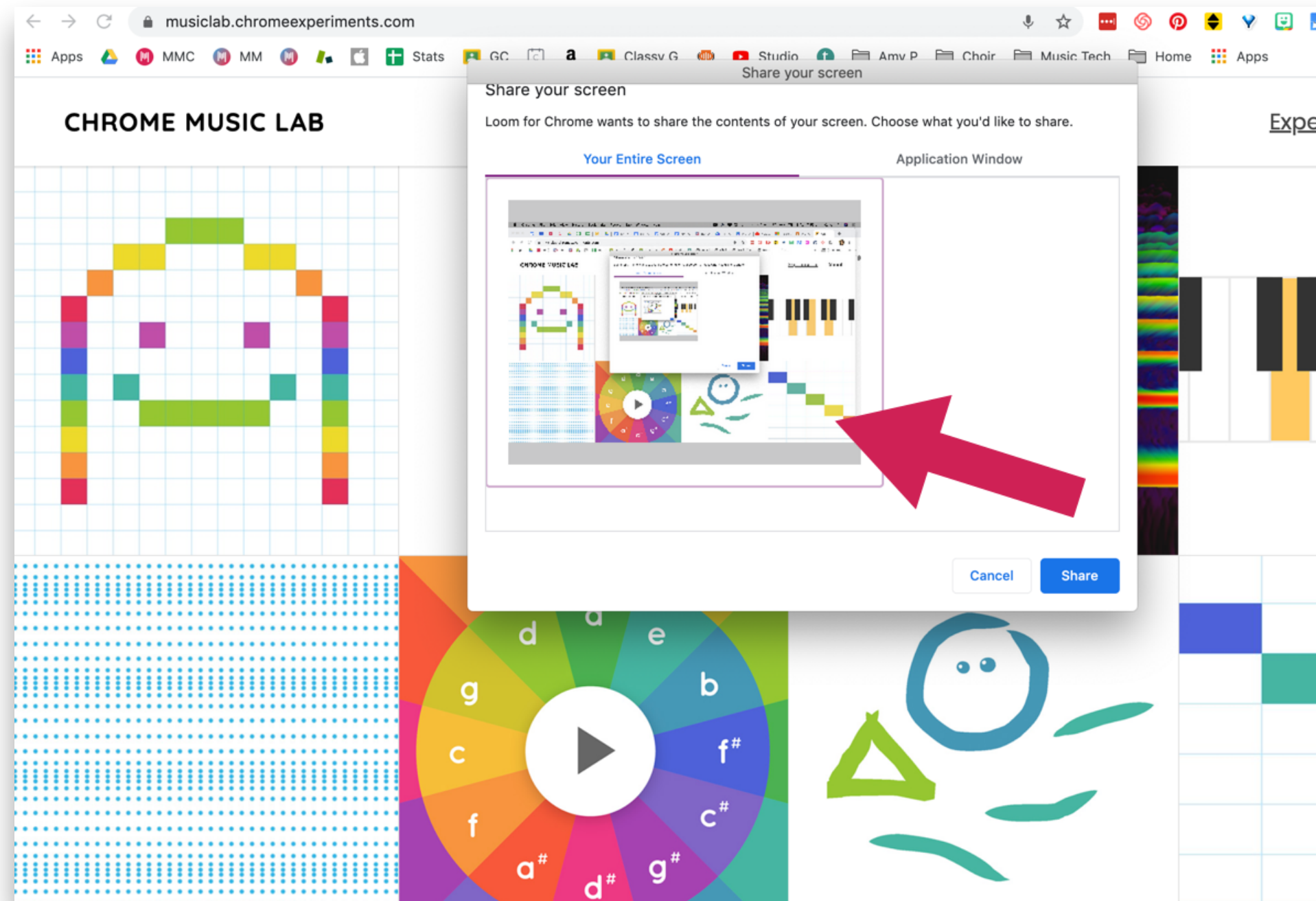
1. choose whether to record screen, cam, both
2. choose Full Desktop or Current Tab
3. select your camera
4. UNCHECK Flip Camera if recording an instrument
5. select mic
6. choose other settings



select screen

1. click on the screen to be recorded

2. click Share button



when finished...

1. edit title
2. edit video (optional)
3. download, duplicate delete & share options
4. privacy settings
5. quick link for sharing

The screenshot displays the Chrome Music Lab interface. The main video player shows a collection of musical experiments, including a pixelated face, a monkey playing a drum, a piano keyboard, and a circular frequency spectrum. A large play button is centered over the video. The video title is "Chrome Music Lab" by Katie Wardrobe, dated March 24, 2020. The video has 0 total views and 0 unique views. The sidebar on the right contains several sections: "Send Your Video" with a link and a "Copy Link" button; "Privacy" with a "Link Sharing" dropdown and buttons for "Invite People" and "Add Password"; "Edit Your Video" with buttons for "Settings", "Trim", "Call-to-action", and "Custom Thumbnail". The bottom of the sidebar has a text input field for adding a link to the page recorded on, with the URL "https://musiclab.chromeexperiments.com/" and a close button.

1 Chrome Music Lab

2

3

4

5

Send Your Video

<https://www.loom.com/share/0e62d...>

Copy Link

Privacy

Hide

Link Sharing

Only people with the link can see your video

Invite People

Add Password

Edit Your Video

Settings

Trim

Call-to-action

Custom Thumbnail

Video Views

0 total, 0 unique

Add link to page you recorded on? <https://musiclab.chromeexperiments.com/>

your library

Search

Pricing

My Videos

More

6

COVID-19 Response: Key changes to your subscription, for the better. [Learn more](#) Dismiss

My Videos

Activity Feed

Folders

CBTR

MMC How-To Fo...

MMC Welcome ...

Archived

My Videos

254 Videos

New Video

New Folder

New Public Folder

Folders

How To Use Loom

CBTR

MMC How-To for me...

MMC Welcome videos

All Videos

Old MacDonald - Google Slides

0:33 • 0 views • 2 hours ago

Old MacDonald

0:33 • 0 views • 3 hours ago

Old MacDonald

0:48 • 0 views • 3 hours ago

Chrome Music Lab

0:25 • 0 views • 4 hours ago

iOS Mobile Upload

0:10 • 1 views • 15 hours ago

Take 2!

1:55 • 1 views • a day ago

Jennifer Dumas - Activity ideas

6:48 • 1 views • 2 days ago

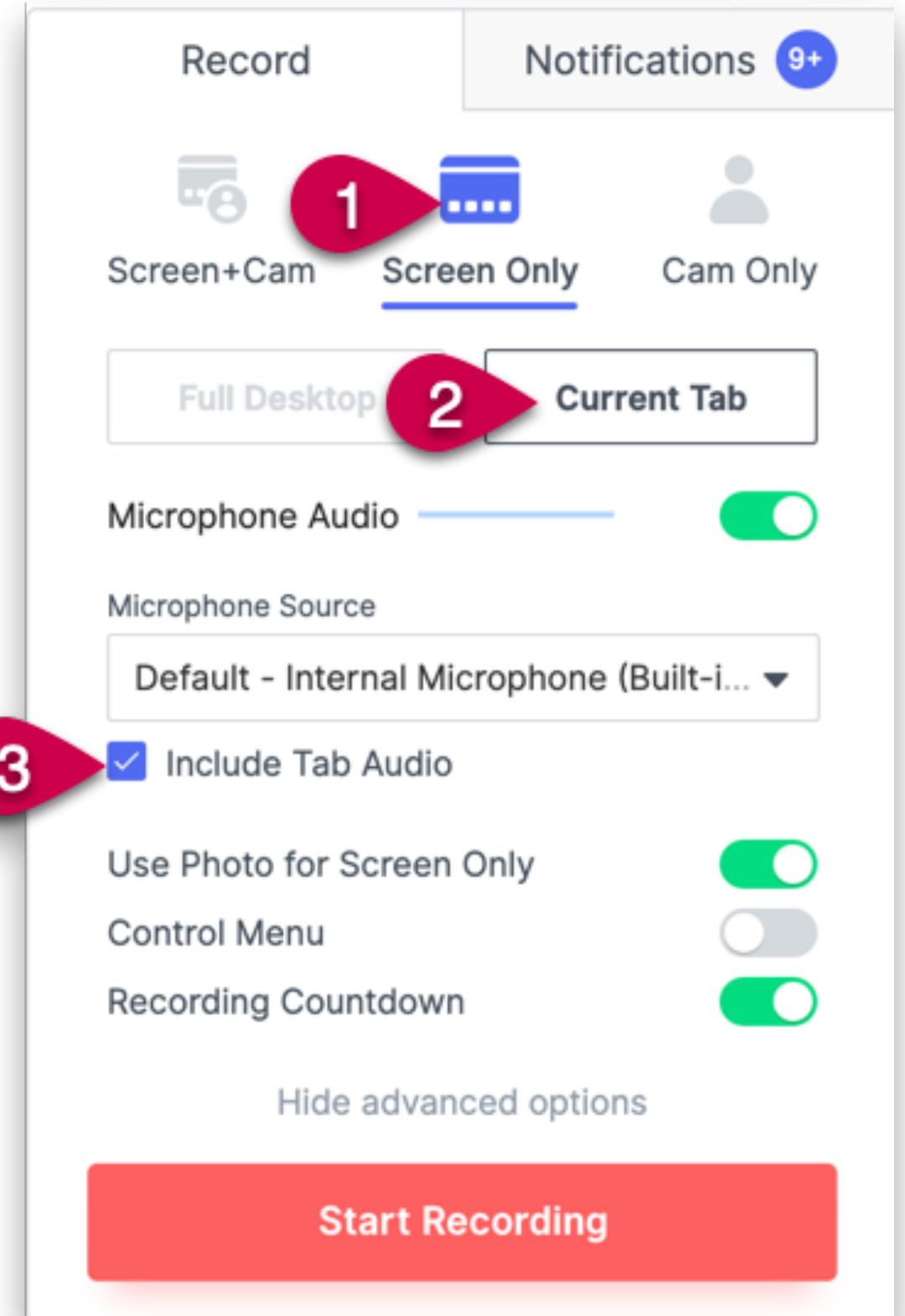
Congrats Jennifer!!

2:10 • 7 views • 2 days ago

?

how to record website audio

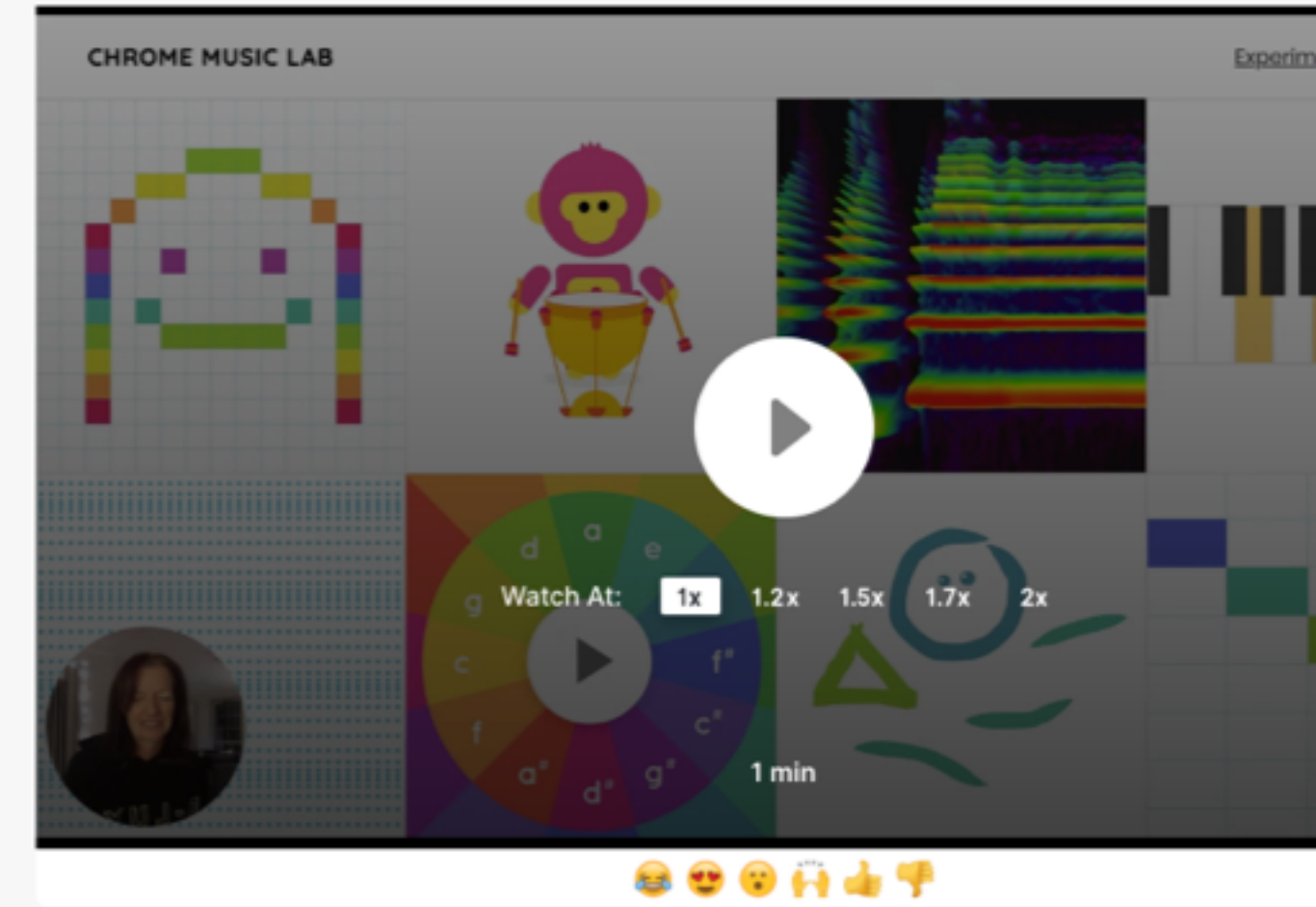
1. choose one of the screen options
2. click Current Tab
3. check Include Tab Audio



recording a software app

- start on a browser tab
- switch to app during countdown

COVID-19 Response: Key changes to your subscription, for the



CHROME MUSIC LAB

Watch At: 1x 1.2x 1.5x 1.7x 2x

1 min

Chrome Music Lab

by Katie Wardrobe
March 24, 2020

Video Views 0 t

Add link to page you recorded on? <https://musiclab.chromeexperiments.com/>



sharing videos in Google Classroom

sharing video in Classroom

- best practice?
- videos kept elsewhere (Youtube, Vimeo, Screencastify, Loom, Flipgrid)
- add as a link in Google Classroom




sharing video in Classroom





For

MM Year 8 ▼ All students ▼

Share with your class

 Add

Cancel Post ▼

-  Google Drive
-  Link
-  File
-  YouTube

⋮


≡


MM Year 6

Instructions

Student work


⋮





Create a lyric video for a children's song


100 points ⋮



Katie Wardrobe


10:32 PM

Take a look at my example video.
Create your own version of a lyric video for a children's song using Google Slides. Record yourself singing the song while showing the slides.



Old MacDonald - Google Sli...
<https://www.loom.com/share/bc...>

Class comments




Katie Wardrobe


Apr 8

⋮

Please watch this Youtube video




How to use Loom and rec...
YouTube video 8 minutes




Assignment 1

Posted Apr 8

Please complete




iOS Mobile Upload
<https://www.loom.com/share...>



How to use Loom and rec...
YouTube video 8 minutes

View material




Katie Wardrobe

8:33 AM

⋮

Hello class! Take a look at my daily welcome video



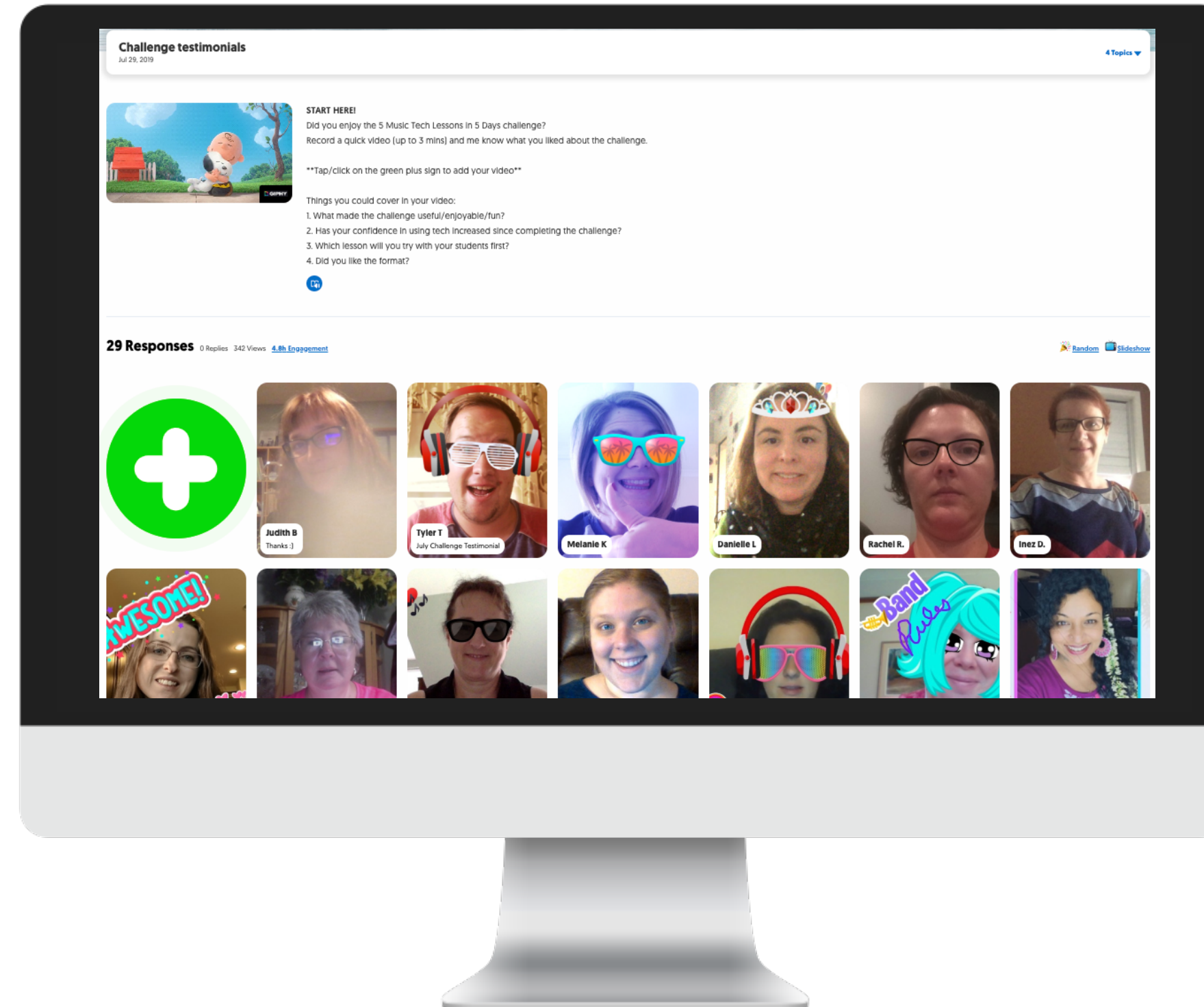
Flipgrid Shorts
<https://shorts.flipgrid.com/w...>



about Flipgrid

Flipgrid

- video responses
- removes the pain of gathering videos from students
- free
- works on any device




students can...

- submit playing assessments
- sing
- perform a rhythm
- share a verbal response
- teach someone something
- enter a talent show

Challenge testimonials

Jul 29, 2019




START HERE!
Did you enjoy the 5 Music Tech Lessons in 5 Days challenge?
Record a quick video (up to 3 mins) and let me know what you liked about the challenge.


****Tap/click on the green plus sign to add your video****


Things you could cover in your video:

1. What made the challenge useful/enjoyable/fun?
2. Has your confidence in using tech increased since completing the challenge?
3. Which lesson will you try with your students first?
4. Did you like the format?




29 Responses 0 Replies 342 Views [4.8h Engagement](#)







Judith B.
Thanks :)




Tyler T.
July Challenge Testimonial




Melanie K.




Danielle L.




Theresa T.



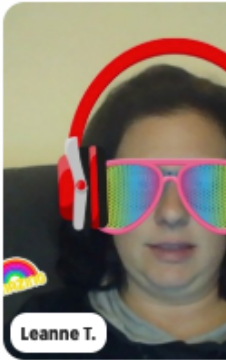
Margaret R.



Arwen N.



Rachel M.



Leanne T.

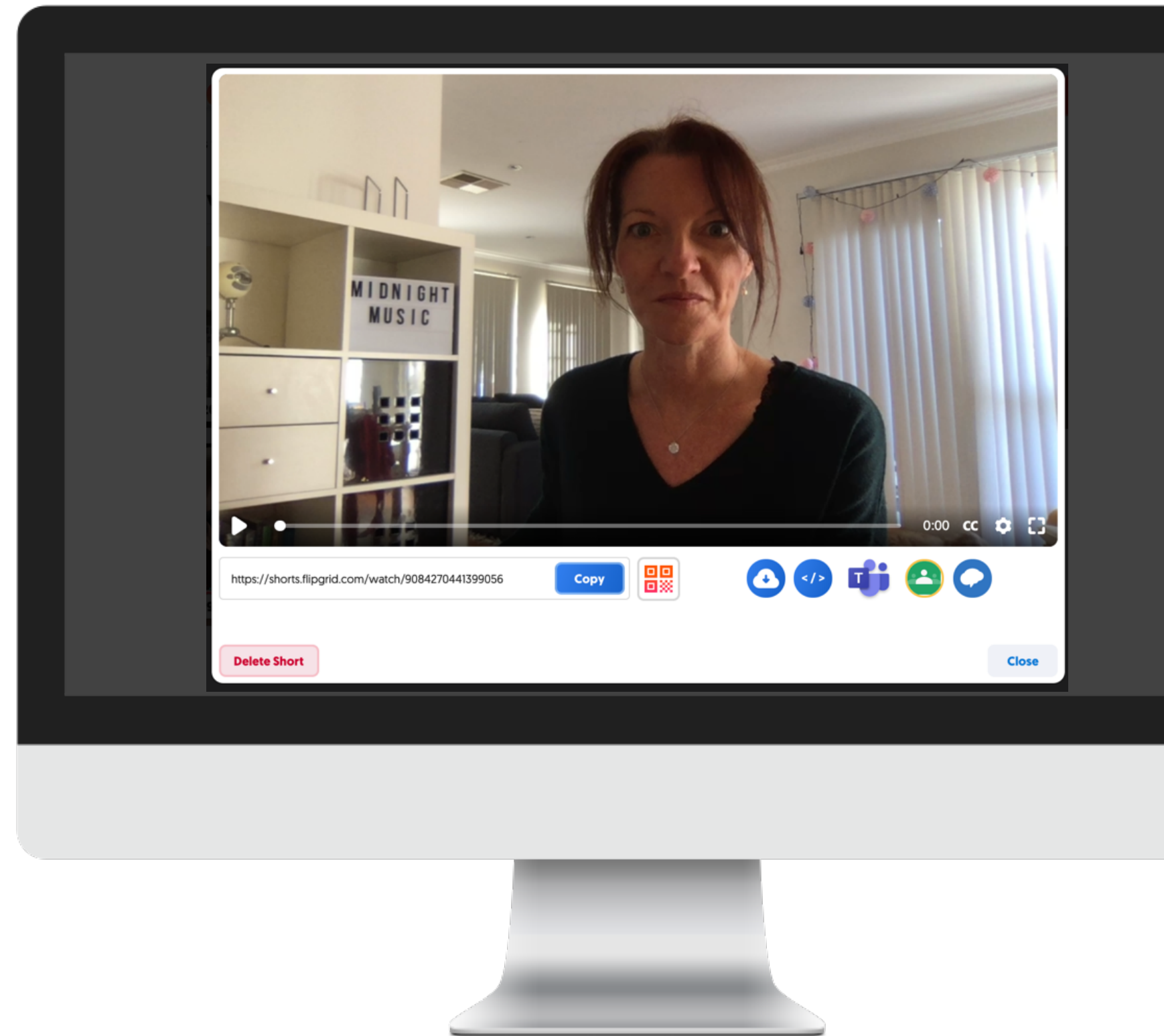
Flipgrid Shorts

- standalone video recorder
- webcam, whiteboard, screen record, stickers, emoji,
- up to 10 minutes



Flipgrid Shorts : share

- link or QR code
- embed
- Google Classroom, Teams, Remind
- download





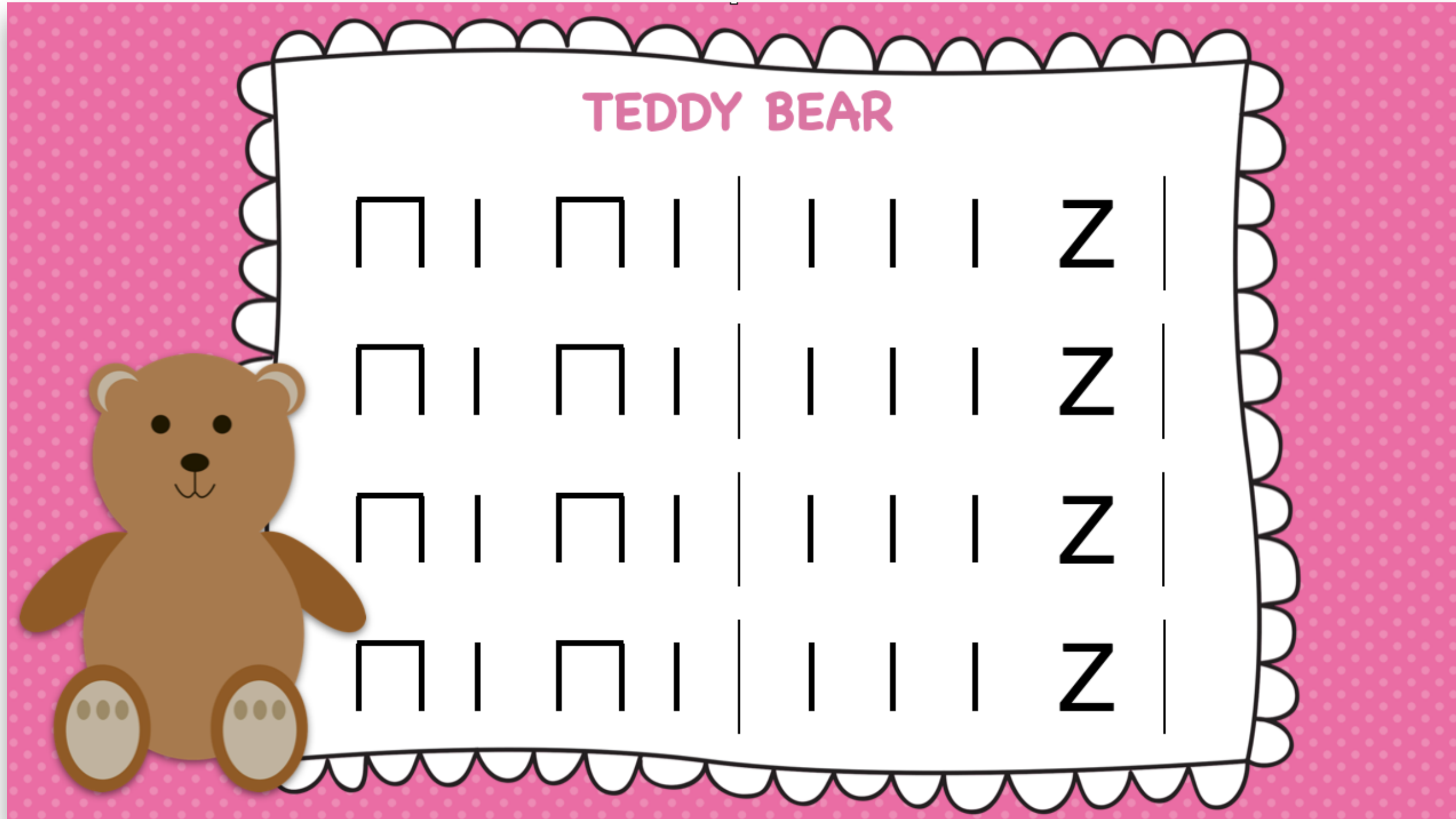
digital teaching materials

presentation software

- think beyond traditional uses
- graphic design tool
- interactive digital activities
- create printable materials



literacy

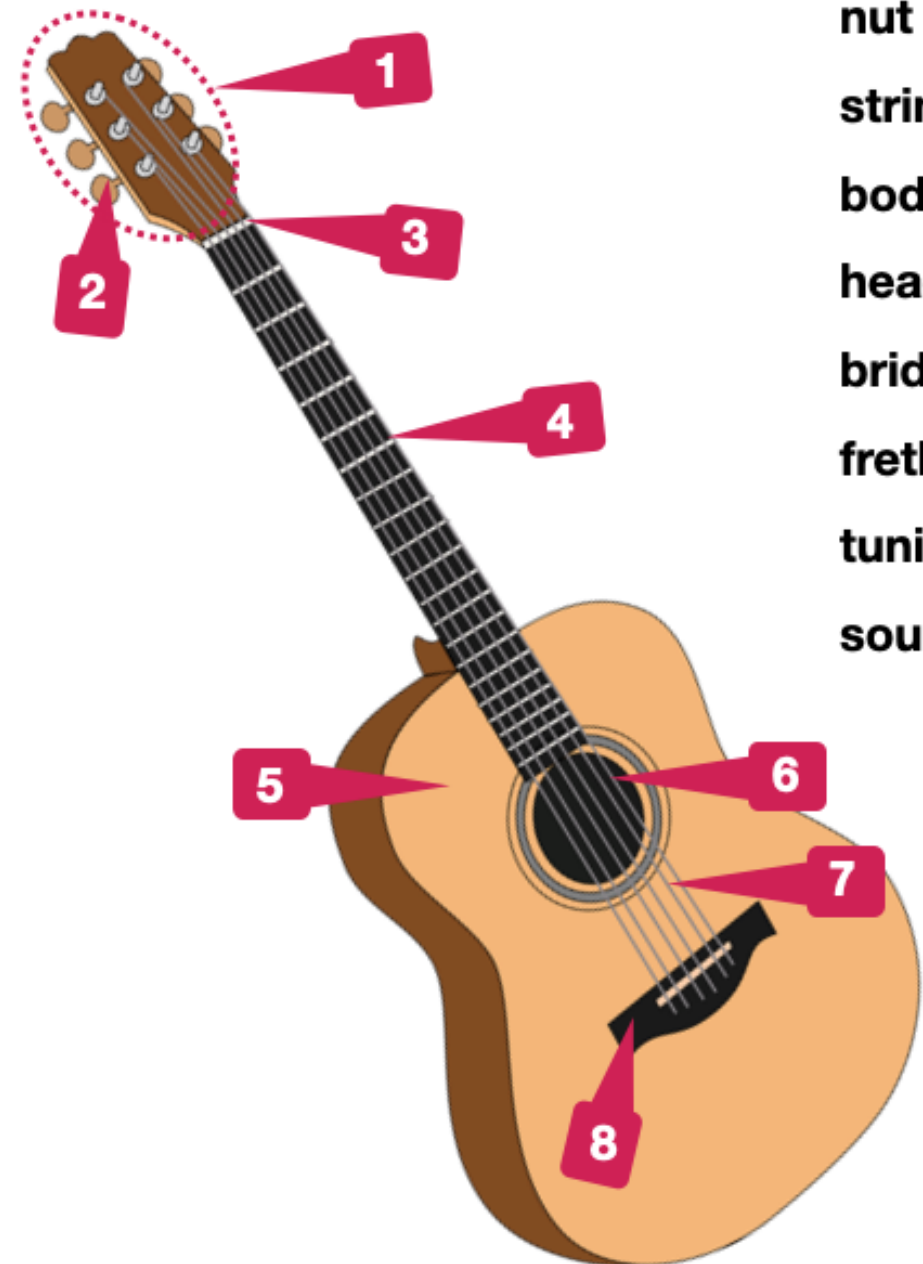


worksheets

THE GUITAR

name _____ **class** _____

Label the parts of the guitar. Draw a line from the part name to its matching number.



nut

strings

body

headstock

bridge

fretboard

tuning pegs


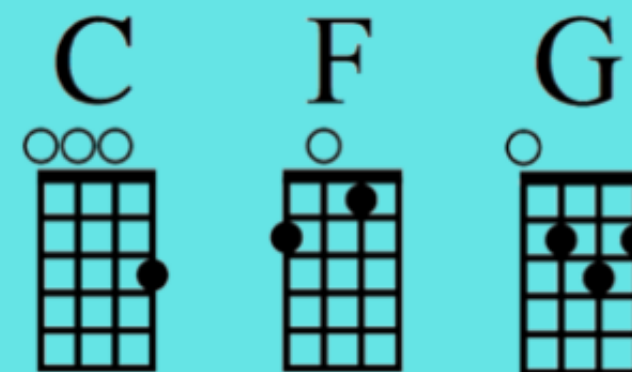
sound hole

playalong


BLUES IN C


C	C	C	C
F	F	C	C
G	F	C	C






UKULELE CHORDS










playalong





Rain, Rain 



Rainraingoa-way



comea-gaina-noth-erday



Google Slides: drag and drop activity

1

dynamics

2

instructions

3

4

5

6

7

8

9

10

name: type your name


slides for “lyrics video”





old MacDonald had a farm


e-i-e-i-o



and on that farm

he had a **COW**

e-i-e-i-o



with a moo, moo here
and a moo, moo there
here a moo there a moo
everywhere a moo, moo



old MacDonald had a farm

e-i-e-i-o



content: lesson & activity ideas




choice boards

choice/activity boards

- grid: different activities in each square
- students select which ones to complete
- can involve a theme or categories



choice boards

<p>1 <u>Try Ms Steiger's Weekly Flipgrid Question</u></p> <p>https://flipgrid.com/e42d8b73</p> <p>Password: Tiger22!</p>	<p>2 <u>Create 2 measures of rhythms using</u></p> <p></p> <p>Play your pattern on pots and pans!</p>	<p>3 <u>Share a song!</u></p> <p>Pick a song from music class and share it with a family member</p>
<p>4 <u>Make up a dance!</u></p> <p>Listen to this song Mood for a Day</p> <p>Make up a dance that fits with what you hear!</p>	<p>5 <u>Listening: ENTRY OF THE GLADIATORS</u></p> <p>Does the title of this Song match what you hear? What were your expectations?</p>	<p>6 <u>Make a Musical Instrument</u></p> <p>Use this guide to make a homemade musical instrument. Send a picture to Miss Steiger! Include the correct family for your instrument!</p>
<p>7 <u>How It's Made: Instruments</u></p> <p>Flute</p> <p>What musical family does this instrument fit into?: Explain to a family member!</p>	<p>8 <u>Music Lab</u></p> <p>Make sounds that go HIGH and LOW in music Lab</p> <p>Oscillators</p>	<p>9 <u>Draw it!</u></p> <p>Listen to this song, then draw an Emjoi that shows how the song makes you feel Fire On High E.L.O.</p>

Week of March 30th-April 3rd, 2020

HEY! Choose 1-3 activities from the grid. If you pick 3 you'll make a musical Tic-Tac-Toe for the week! Share your choices with me!

CLICK [HERE](#) TO SHARE YOUR CHOICES!


Melissa.Steiger@reading.k12.ma.us

FlipGrid: [SteigerMusic](#)
Password: Tiger22!

3-5 GRID

A

SHARE YOUR CHOICES



shared by Mel Janelle:
Music Educators Creating Online Learning Facebook Group

choice boards

Musical Moments for First Graders!

Pick an activity at least once or twice a week to help keep musical moments in your routine! Have fun 😊



Blow a bubble and follow it with your voice. (When the bubble rises in the air, your voice should rise, too!)	Try to find a fast song. Now, try to find a slow song. You can dance fast and slow along with your songs!	Sing the <i>Hello Song</i> to someone. Can you teach it to them? Now have a performance of the song!	Practice keeping the steady beat along with any song. Try clapping your hands or stomping your feet to the beat!	Tell someone about an instrument you want to play and why! Draw a picture of the instrument.
Teach your family how to play Freeze Dance with your favorite song!	Sing <i>Bate, Bate Chocolate</i> as you wash your hands.	Call a friend and use only your singing voices to have a conversation!	Choose a song to listen to. Draw a picture while you listen. Can you describe your picture and song to someone?	Ask a family member to teach you a new song! Remember to sing using your very best voice.



Explore the wonderful world of music with these websites!

Classics for Kids: Lots of fun games, including making your own music. <https://www.classicsforkids.com/>

New York Philharmonic KidZone: Games and interesting information. <https://nyphilkids.org>

SFS Kids: Games, instrument exploration and orchestrations. <http://www.sfskids.org/play/>

Copyright © 2020 Elaine Ford

shared by Elaine Ford (Mrs Fords Melodies on TpT):
Music Educators Creating Online Learning Facebook Group

choice boards

shared by Megan Crews:
E-Learning In Music Education Facebook Group





SPECIALS BLACKOUT GRADES PREK-1ST

Choose **one activity** from a Specials column **every day**.

In a week, you need to do one Art choice, one PE choice,

One Social Emotional Learning (SEL) choice, one Music choice, and one Library choice.










Choosing one activity from each special column a week will give you 5 weeks of activities.

ART	PE	MUSIC	LIBRARY	SEL
Visit Art for Kids Hub on YouTube. Pick a video of your choice and draw along. Send Ms. George your creation, and she might post it on Creek Artists Facebook page!	Do 5 times, then repeat 3 times. *Frog hops *Arm circles forward *Arm circles backward *Mountain climbers *Bear crawls across the yard or house	Sing a song of your choice for your family. Did your performance go well? How do you know?	Read a book and tell someone the main idea.	5 senses grounding (calming) technique * 5 things you see, 4 things you feel, 3 things you can hear, 2 things you can smell, 1 you can taste
Watch one of Ms. George's videos on Creek Artists YouTube . A new video will be posted each Monday. Complete the activity after the book is read. Send Ms. George your creation.	Play follow the leader with your entire family. Whatever the leader does, the family tries to follow. (Ideas: jumping jacks, donkey kicks, high jumps, silly dancing) *takes turns*	Pick a song and show the steady beat. (Ex. Time for Music song or Movement Exercise song) Have someone at home copy and follow your motions!	Read a book and identify the setting and name the characters.	Complete 5 acts of kindness. Ex. do dishes, clean your room, smile at someone, write a note How did it make you feel to be kind?
Sort items from around your house by color groups: Primary, Secondary, Warm, Cool, Rainbow Order/Color Wheel. Send a photo of your creations to Ms. George. 	Play catch with a family member. Any ball will work. If you don't have a ball use a safe object (stuffed animal...rolled up socks) 	PreK: Sing our song Itsy Bitsy Spider with the motions for your family. K&1st: Write and perform an 8 beat rhythm pattern using: 	Read a book and retell it to someone in a funny voice. 	Yoga - hold each pose for 15 seconds (or as long as you can) * flower pose, tree pose, frog pose, child's pose, cobra pose, down dog pose Try Cosmic Kids Yoga on YouTube. https://safeYouTube.net/w/FiU3
Be an architect! Use Legos, blocks, or whatever you can find to engineer your own building or structure. Be sure it has all a building needs. Send a photo of your creation to Ms. George.	Go for a family walk or bike ride for 30 minutes OR Dance Party https://safeYouTube.net/w/cUf4	Turn something you have at home into a music instrument and play along with your favorite song. Ex. Pot, Cereal Box, Coffee Tin, etc.	Read a story and then give it a new ending.	Illustrate a "When I Grow Up" self-portrait showing what career you aspire to be when you grow up. Don't forget to color your picture if you can!
Choose an object in your house and draw a still life, OR Do a figure drawing of a person in your house. Send a photo of your creation to Ms. George.	Play TAG with your family. If tagged complete 3 jumping jacks to get back in the game.	Learn a Nursery Rhyme and say it using all 5 voices. (Whisper, Talk, Sing, Shout, and Thinking) Ex. Jack and Jill, Humpty Dumpty, Hey Diddle Diddle	Predict what a story is about by just looking at the front cover.	Set up a spot/place you can go to if you are feeling strong emotions. Put things in that spot that make you calm. Ex. stuffed animal, stress ball, purple, etc.

choice boards

MUSIC of the 80s and 90s...

Choose TWO tasks from the bottom, ONE from the middle and ONE from the top...

<h3>LEARN A SONG...</h3> <p>...from the 80s or 90s</p>  <ul style="list-style-type: none"> * Create a VIDEO of what you have learnt (so one but your teacher will see) * Create a practise diary on google docs 	<h3>WRITE A SONG...</h3> <p>...in an 80s or 90s STYLE</p>  <ul style="list-style-type: none"> * This can be on INSTRUMENTS or with a DAW (computer program like Ableton) * Hand in your song with a chord chart lyrics and an audio file (doesn't have to be best quality) 	<h3>CREATE A REMIX...</h3> <p>...of an 80's or 90's Song</p>  <ul style="list-style-type: none"> * Download and use Ableton Free 90 Day trial → www.ableton.com/en/trial * Search youtube on how to get started... 																								
<h3>RESEARCH A BAND OR ARTIST...</h3> <p>...from the 80s or 90s</p>  <ul style="list-style-type: none"> * Follow the questions on the 'RESEARCH A BAND OR ARTIST' worksheet on Google Classroom → Turn in as a Google Doc... 	<h3>RESEARCH A MUSIC GENRE OR STYLE...</h3> <p>...from the 80s or 90s</p>  <ul style="list-style-type: none"> * Follow the questions on the 'Research a Music Genre' worksheet found in Google Classroom → Turn in as a Google Doc... 	<h3>ANALYSE A SONG...</h3> <p>...from the 80s or 90s</p>  <ul style="list-style-type: none"> * Follow the questions on the 'ANALYSE A SONG' worksheet... found on Google Classroom → turn in as a Google doc... 																								
<h3>CREATE A PLAYLIST...</h3> <p>...of songs from the 80s or 90s</p> <ul style="list-style-type: none"> * Find TEN tracks in DIFFERENT GENRES - choosing from the GENRE list below: <table border="0"> <tr> <td>• Pop</td> <td>• Punk</td> <td>• Singer songwriter</td> </tr> <tr> <td>• Heavy metal</td> <td>• Hair metal</td> <td>• Alternative rock</td> </tr> <tr> <td>• New wave</td> <td>• Pop rock</td> <td>• Country music</td> </tr> <tr> <td>• Synth Pop</td> <td>• Hip hop/Rap</td> <td>• Neo Soul</td> </tr> <tr> <td>• Grunge</td> <td>• Electronica</td> <td>• Brit Pop</td> </tr> <tr> <td>• R&B</td> <td>• House</td> <td></td> </tr> <tr> <td>• Boy/Girl band</td> <td>• Jungle/Drum & Bass</td> <td></td> </tr> <tr> <td>• Punk rock</td> <td>• World music</td> <td></td> </tr> </table>  <ul style="list-style-type: none"> * Make sure your songs all come from the 80s or 90s... * Create a google doc which lists the SONGS the YEAR they were released and what GENRE they are... you can also submit a youtube/spotify playlist 	• Pop	• Punk	• Singer songwriter	• Heavy metal	• Hair metal	• Alternative rock	• New wave	• Pop rock	• Country music	• Synth Pop	• Hip hop/Rap	• Neo Soul	• Grunge	• Electronica	• Brit Pop	• R&B	• House		• Boy/Girl band	• Jungle/Drum & Bass		• Punk rock	• World music		<h3>CREATE A POSTER...</h3> <p>...of musical styles and artists from the 80s and 90s</p>  <ul style="list-style-type: none"> * Turn in your poster on Google Classroom 	<h3>CREATE AN 80s/90s MUSIC THEMED MEME..</h3>  <ul style="list-style-type: none"> * Turn in your MEME to Google Classroom...
• Pop	• Punk	• Singer songwriter																								
• Heavy metal	• Hair metal	• Alternative rock																								
• New wave	• Pop rock	• Country music																								
• Synth Pop	• Hip hop/Rap	• Neo Soul																								
• Grunge	• Electronica	• Brit Pop																								
• R&B	• House																									
• Boy/Girl band	• Jungle/Drum & Bass																									
• Punk rock	• World music																									

IF YOU HAVE ANY PROBLEMS... CONTACT YOUR TEACHER TO NEGOTIATE TASKS...

DUE WEEK 8

DUE WEEK 6

DUE WEEK 3

shared by Joe O'Keeffe:
Australian Classroom Music Teachers Group



choice boards

VVISD HS Band Virtual Learning Practice Schedule

Monday	Tuesday	Wednesday	Thursday	Friday
Warm Up (5-10 min)	Warm Up (5-10 min)	Warm Up (5-10 min)	Warm Up (5-10 min)	Warm Up (5-10 min)
(VVISD Warm Up, Warm Up Packets, Various Exercises)	(VVISD Warm Up, Warm Up Packets, Various Exercises)	(VVISD Warm Up, Warm Up Packets, Various Exercises)	(VVISD Warm Up, Warm Up Packets, Various Exercises)	(VVISD Warm Up, Warm Up Packets, Various Exercises)
Rhythms (5-10 min)	Dynamics (5-10 min)	Chorale (5-10 min)	Articulation (5-10 min)	
(Practice rhythms in your Sight Reading Packet, Count and Clap them, Play them, Bop them, practice playing your previous rhythms drills, etc.)	(Review basic dynamics ppp-fff, see how well you can execute each with good tone, play for your parents and see if they can identify which one you are doing, practice dynamics section in warm up packet, practice a piece with a lot of dynamic changes.)	(Use time to work on your chorale packet. Pick a line and practice each part. Imagine how you would blend these parts together. If you are good with technology you can even record yourself playing each part and do a full chorale with JUST YOU!)	(Use this time to master various articulations. You can use the exercises in your warm up, or use other music that is heavy in articulation. Play various ones for your parents and see if they can identify which one you are doing!)	
Scale Work (5-10 min)	SR Factory (5-10 min)	Scale Work (5-10 min)	SR Factory (5-10 min)	
(Review the scales you know but make them BETTER, get your tone on those high notes, nail that one fingering that's always tripped you up, etc. OR Learn a brand new scale!)	(Sight Reading Factory is currently FREE to everyone. Use this site to hone in on your sight reading skills! Sightreadingfactory.com)	(Review the scales you know but make them BETTER, get your tone on those high notes, nail that one fingering that's always tripped you up, etc. OR Learn a brand new scale!)	(Sight Reading Factory is currently FREE to everyone. Use this site to hone in on your sight reading skills! Sightreadingfactory.com)	<i>"Sometimes music is the only medicine the heart and soul need." -Unknown</i>
Learn Something NEW! (15-30 min)	Practice Something You Already Know (15-30 min)	Learn Something NEW! (15-30 min)	Practice Something You Already Know (15-30 min)	Activity Day!!! (25-50 min)
(Find something online to learn that you always liked; a pop song, stand tune, etc. Learn a scale you've never touched, Learn about music theory, instruments you've never seen, etc.)	Take this time to relax your mind and play for fun. Play your favorite concert piece, some stand tunes, whatever it is that brings you joy. Then play it again with more musicality.	(Find something online to learn that you always liked; a pop song, stand tune, etc. Learn a scale you've never touched, Learn about music theory, instruments you've never seen, etc.)	Take this time to relax your mind and play for fun. Play your favorite concert piece, some stand tunes, whatever it is that brings you joy. Then play it again with more musicality.	(Each week Miss Perez and Miss Clakley will put together various activities that will be accessible from Google Classroom. We want to make these FUN and exciting for each of you. I highly encourage each of you to try at least one of these out for FUN FRIDAY!)

shared by Rachael Clakley:
Music Educators Creating Online Learning Facebook Group

choice boards

<div>  <div> CTMS WOLF BAND Enrichment 2020 Complete as many activities as you can! </div>  </div>				
RESOURCES BY CATEGORY				
Music Theory	Watch/Listen/Read	Just for Fun	Perform	Maintenance
Note Identification	Read about your instrument: Musical Instrument Guide	SONG OF THE DAY A new and fun song to learn is posted daily	Practice sightreading: SightreadingFactory.com	How to care for your instrument: Musical Instrument Guide
Keyboard Note Identification	Learn about DCI- Drum Corps International	DAILY PERCUSSION WARMUPS (STEVEN GRAVES)	Find a fun song to learn and play: Free sheet music	Horn Care
Key Signature Identification	Listen to a piece of music on your instrument: Playlists - Mr. Dickson's Band Stuff	Listen to Ms. Goodwin's favorites on YouTube:	Schedule a practice session with a buddy via WebEX .	Tuba/Euphonium Care
Scale Identification	Read about a composer: Dallas Symphony - Composers	Create music of your own: Chrome Music Lab	Find a fun song to learn and play: Free sheet music on 8notes.com	Woodwinds - add a new reed to your rotation
Note Construction	Listen to a professional band: Educational Series	FREEDRUMLINEMUSIC.COM - warm-ups, grooves, and cadences		How To Clean A Brass Mouthpiece
Scale Construction	Watch a video about your instrument: Instructional Instrument Video Series	Free Jazz/Improv Lessons	Call/Skype a grandparent or elderly neighbor and give a virtual music recital	Trumpet Care
Note Ear Training	Watch a free concert: The US Army Field Band	Musical Instrument Museum Virtual Tour		How to Grease Your Trombone Slide
Music Theory Education review of basic theory concepts	How playing an instrument benefits your brain	Double Reeds - Bocal Majority Website (free shipping right now)	Play some music for a family member at home	How to Polish your Flute

shared by Laura Hunt:
Music Educators Creating Online Learning Facebook Group

choice boards

- clickable choice boards
- shared as SeeSaw activities

501 - Kindergarten Music

Watch Presto and Largo
After watching this video, ask your child to complete tasks either presto (fast) or largo (slow)



Move Penguin Dance



The Mice Go Marching



Play along with sounds from the kitchen band to go along with each verse

Percussion Wrangler
Drag each instrument to the correct area.



Go to the Quaver Music App
Enter this code to sort percussion instruments

Come Dancing With Me



Down by the Bay



Chrome Music Lab
Create different percussion patterns.

401 4th Grade Music

1

Review Rondo Form
Mozart's Alla Turca is in rondo form
It's all about the A!
[Watch this Rondo video.](#)
[This dude is crazy!](#)



2

Kitchen Band
Use household items to play along with this video of Mozart's
"Alla Turca"
Assignment: Create a video in Seesaw to show off your inner Mozart. **Bonus points** if you team up with your family.

3



4

Have you ever wanted to learn how to beat box? Watch this video to get started!
Beatboxing 101
Assignment: Create a video in Seesaw to show off your Beatboxing skills. Can your parents beatbox? **Post to Seesaw.**

OR


Stand By Me!
Sing this Song 2 times
Write New Lyrics
Don't Stand By Me
1. Use your imagination to re-write lyrics and make a Covid 19 version "Don't Stand By Me!" You may include information about **preventing Covid-19**, reasons we shouldn't stay by anyone, feelings you might have staying home away from your friends etc.
2. **Assignment:** Go back and Add a response to this activity. The original lyrics are on the left; write your new words on the right. **Post to Seesaw**




shared by Cherie Herring:
visit cphmusic.net

choice boards

*shared by Katie (!):
Midnight Music*




the musical olympics



1. choose at least 3 olympic events from the grid below (or more!)
2. to enter your event, record a video or audio file of your performance
3. submit your audio or video file to your teacher (include the event title)

THE LOWEST NOTE (SUNG) must be sustained for 4 seconds	THE LOWEST NOTE (PLAYED) must be sustained for 4 seconds	THE HIGHEST NOTE (SUNG) must be sustained for 4 seconds	THE HIGHEST NOTE (PLAYED) must be sustained for 4 seconds
THE LONGEST NOTE (SUNG) any pitch	THE LONGEST NOTE (PLAYED) any pitch	FASTEST & MOST ACCURATE PERFORMANCE: Twinkle Twinkle Little Star any instrument	FASTEST & MOST ACCURATE BACKWARDS PERFORMANCE: Twinkle Twinkle Little Star any instrument
BEST BODY PERCUSSION PERFORMANCE OF A DRUM PATTERN min. 4 measures	BEST BEATBOX PERFORMANCE OF A DRUM PATTERN min. 4 measures	MOST CONSISTENT TONE (PLAYED) pitch: concert A sustained for 8 seconds	MOST CONSISTENT TONE (SUNG) pitch: concert A sustained for 8 seconds
FASTEST & MOST ACCURATE TONGUE TWISTER PERFORMANCE She sells sea shells	MOST INVENTIVE PERFORMANCE OF THE NATIONAL ANTHEM	MOST INTERESTING OR UNUSUAL SOUND MADE BY YOUR VOICE	MOST INTERESTING OR UNUSUAL SOUND MADE BY YOUR INSTRUMENT

midnight music

midnightmusic.com.au/olympics

layout options

bingo


tic tac toe

categories by column

students can complete...

- 3 in a row; 5 in a row
- all the squares
- a minimum of...
- as many as they can
- one from each column
- enough squares to reach point value target






activity types

- play
- sing
- listen
- create
- write
- fun

themes/topics

- found sounds
- clapping games
- composer of the month
- musical period/style
- video game music
- movie music





tips for choice boards

- include offline and online options
- use the home environment
- involve family members
- flexible submission methods
- due dates each week (or variation)

coming soon...

- Guide To Choice Boards In Music Education
- 30 Ideas for Choice Boards in The Elementary Classroom





content: ready-made

using ready-made content


- supplement your own materials
- don't reinvent the wheel
- you can curate and scaffold
- use while you're learning tech stuff!



SeeSaw activities


Activity Library

[Community](#)[My Library](#)



Music


1,028 Activities



Seesaw

Activity 1: Classroom Moments


4,544



Seesaw

Respond to a Question


4,421



Adam Whiteman

Get moving!


4,120



Paula Hutchinson (@pd...

Five Little Monkeys Jumping on the Bed


2,781



Melissa Morey

Sort by Color


2,379



Becky Barrett

Telling and Illustrating Time


1,717



Amy Burns

Rhythm Activity: Lucy Locket


1,629



Ellyn Sillick-Nash

Name That Instrument- String...


1,567



Amy Burns

Label the parts of a staff


1,458




Ellyn Sillick-Nash

Name That Instrument- Brass...


1,356




pani drum
g
are drum
nbals




sing
speak



instrument
instrument
instrument
instrument



May Bitay Spide



Musical Opening Bee

Flipgrid Disco Library





Flipgrid

[My Activity](#) [My Grids](#) [MixTapes](#) [#GridPals](#) [Disco Library](#) [Shorts](#)


Disco Library

Find Topics created by the Flipgrid community to start your discussion.


Add a Topic




#FlipgridWeeklyHits




3 Emojis Booktalk
Jennifer Sherbak




Tongue Twister Challenge...
Amy De Friesse




#FlipmojiMath
Priscilla Heredia




Ted Talk Reflections
Jennifer Lee




Can Music Help You T...
Wonderopolis Educa...




I Have a Joke For You
Paula Klipfel




Making mummies
The Met



Dr. Seuss Rhyming
Miss King



Area and Perimeter
Flocabulary Lessons



Book Talks
Amanda Bonjour

[View All](#)

Featured Disco Playlists

Conversation Starters

WEEKLY DISCO LIBRARY SELECTS

Made for Me

My Favs

My Library

TYNKER

Hacking STEM

Flocabulary

THE

Musication

count in

1 - 2 - 1 2 3 4

if (■) hits symbol [{example} ■] = play;

player 1

(box)

player 2

(metal can)

player 3

(cutlery)

player 4

(lid)



Visual Musical Minds

The diagram illustrates a body percussion piece titled "Alpha Four ~Body Percussion Piece". It features a large black silhouette of a person on the left, with orange sleeves and legs, and blue sleeves and legs. To the right, a sequence of five measures is shown, each with a letter above it (A, A, B, B, A) and a number below it (1, 2, 3, 4). The measures are defined by icons and labels:

- Measure 1 (A):** R. Leg Slap (orange icon), L. Leg Slap (blue icon), L. Leg Slap (orange icon).
- Measure 2 (A):** Clap (green icon), Clap (green icon), Clap (green icon).
- Measure 3 (B):** R. Leg Slap (orange icon), L. Leg Slap (blue icon), Clap (green icon), Clap (green icon), Clap (green icon).
- Measure 4 (B):** R. Leg Slap (orange icon), L. Leg Slap (blue icon), Clap (green icon), Clap (green icon), Clap (green icon).
- Measure 5 (A):** R. Leg Slap (orange icon), Clap (green icon), Clap (green icon), Clap (green icon).

Alpha Four ~Body Percussion Piece

Beat Goes On Body Percussion

Ollie Tunmer



Body Beats - Mouth Sounds

Kaboom Percussion



CUP TUTORIAL - Can't Help Falling in Love

Elementary Groove Tracks

Found Sounds
Online Video Lesson

Drum

X

Shaker

Shaker

Triangle

Shaker

0:02 / 15:56

Found Sounds Online Video Lesson

midnight m

rap my name
musical me
What in the world

I have a musical crush on...

Jacob Collier. He is an incredible musician who rose to fame by sharing a cappella split-screen videos on Youtube.

One of the best things he does is to harmonise short melodies sung by random people from around the world in a project he calls #iHarmlU (i harmonise you). Here's an example:



A Favourite Musical Place: Salzburg

Salzburg is one of my favourite musical places. What's not to love about the place that gave us Mozart and The Sound Of Music?



Piano

I started learning when I was 5 years old. The best foundation for learning any other instrument!



Inspiring musical TED Talk

There are SO many great TED talks, but one of the

What calms me down

I loved the pianist and songwriter Sam Ock. I added his Spotify "Discover Weekly" playlist.

He released an album called Be Still & Know. This is the title track and I love it - it's very chill and I often listen to it while I'm working, or just bed time listening.



Music quote

Music is not what I DO. IT'S WHO I AM.

Musician I would like to meet: Andrew Huang

Andre Huang is a Youtuber who creates incredibly musical found sound compositions (and lots of other things). A great inspiration for students!



midnight music .com.au

HOW TO
YOUR
SOUNDWA



midnight music .com.au

free lesson
beatboxer or singer?



free lesson compose a mario-style video game theme



free lesson melodic palindromes



free lesson
better than the original??



Backstreet Boys - I Want It
That Way (Official Music...



Jimmy Fallon, Backstreet
Boys & The Roots Sing "I



free lesson

boom snap clap





the lockdown blues

free lesson plan

preview!

light music

more!

- Amy Burns: MusTech.net
- Cherie Herring: cphmusic.net
- Music Teacher Coffee Talk podcast
- Google Teacher podcast
- Shake Up Learning & Ditch That Textbook podcasts
- Music Tech Teacher podcast (mine!)





final thoughts



what's next?

- give it a go
- done is better than perfect
- keep it simple



more help?

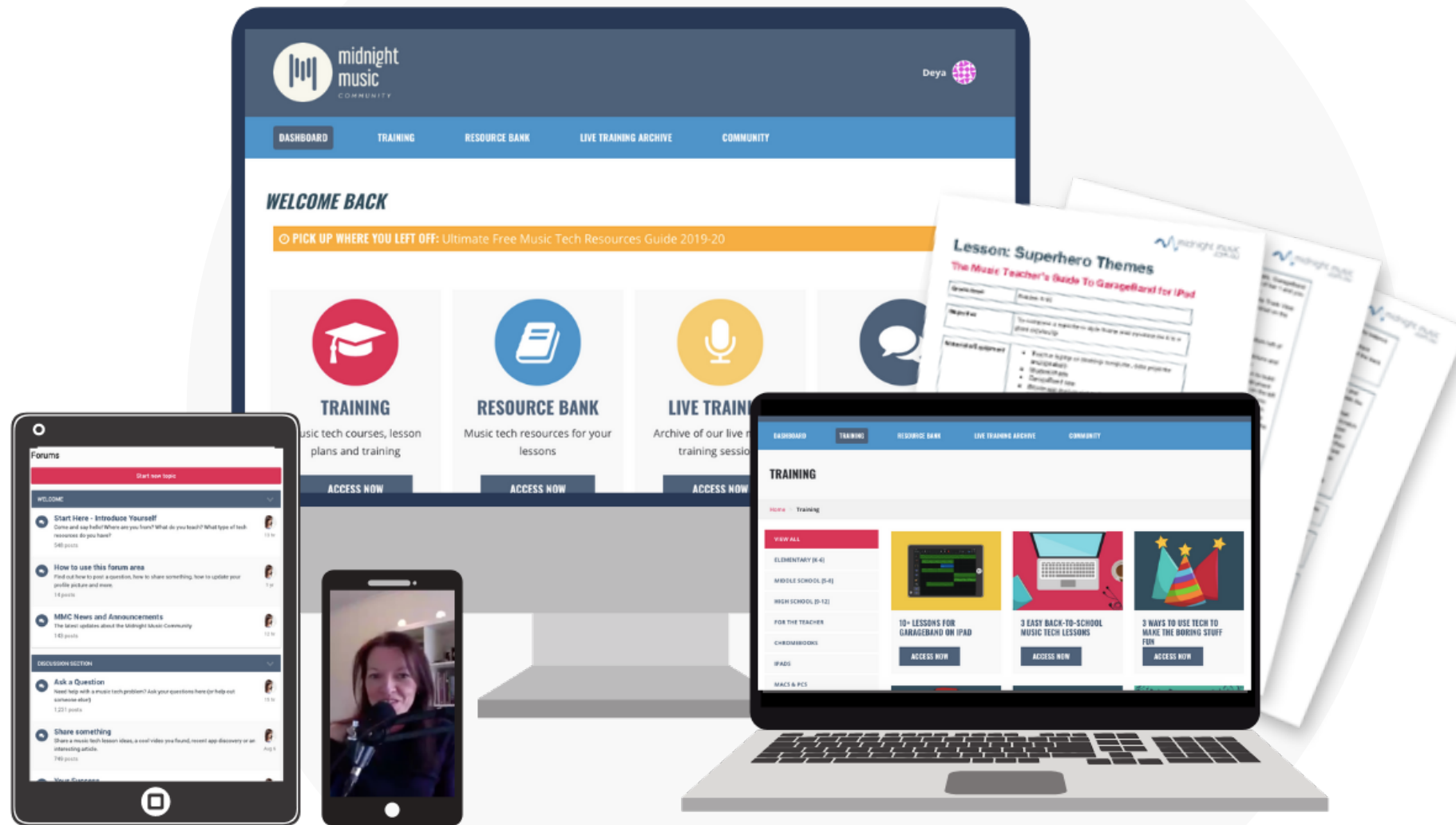
- FB Group: Music Educators Creating Online Learning
- FB Group: E-Learning In Music Education
- Midnight Music Facebook Page
- Midnight Music Community

the most important things

- keep students making music
- just try your best
- connection & music is important
- look after yourself!




more help?



- midnight music community
- online PD (with certificates!)
- community forum

pd certificate

● [midnightmusic.com.au/
coronamusic](https://midnightmusic.com.au/coronamusic)



thank you!

- webinar replay link to be sent within 24 hours
- copy of my slides
- PD certificate form
- other useful links



question & answer time

what would you like to know?



midnight music